



Police Department

---

# November 2021 Crime Data

December 6, 2021

Prepared by:  
David Sparks, CCIA

*Numbers in this report may be updated from month to month as records updates occur.  
The information contained in this report is primarily raw data until calendar year reporting.*

Distribution:

City Manager  
Assistant City Managers  
Chief of Police  
Assistant Chief of Police  
Major – Criminal Investigations  
Major – Uniform  
Major – Support Services  
Investigations Captains  
Uniform Captains

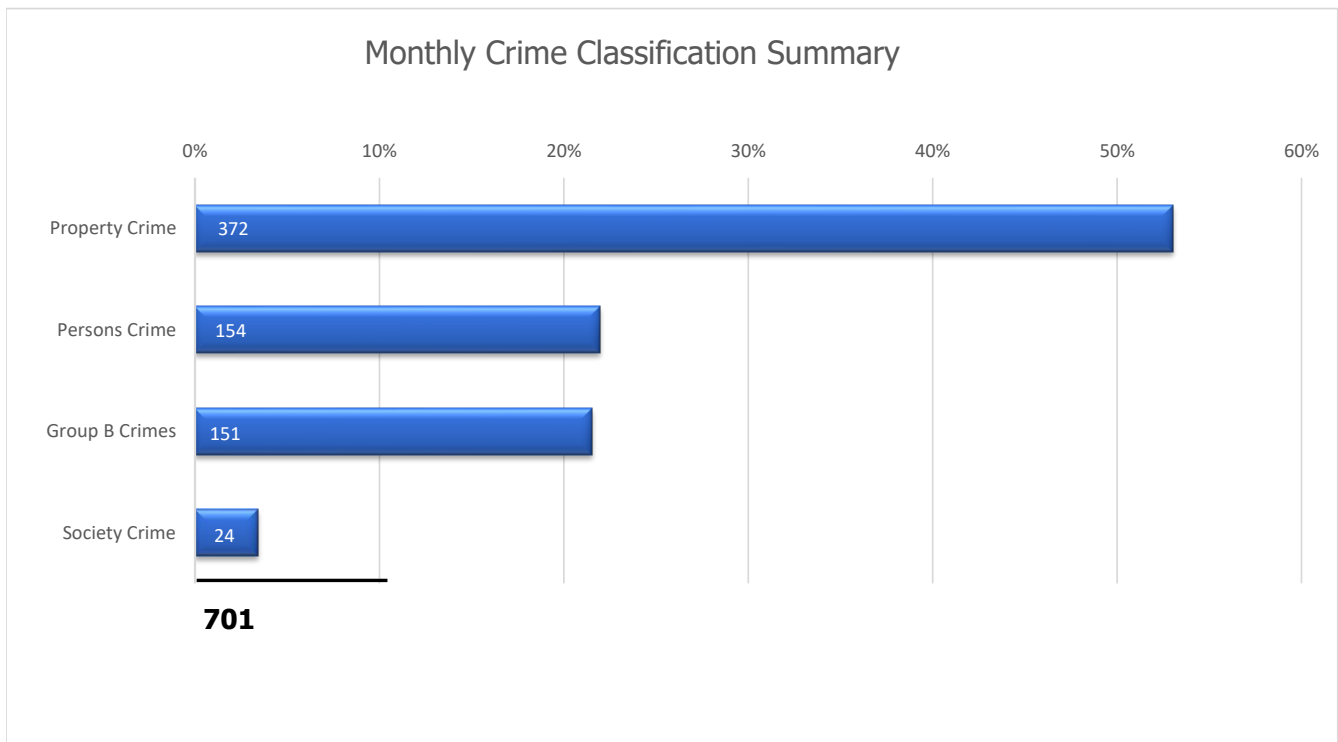
Professional Standards Lieutenant  
Special Operations  
Gang Unit  
Accreditation Manager  
Family Protection  
Records Supervisor  
Planning & Research  
Training Supervisor

# Albany Police Department NIBRS Profile

Type of Offense			Number of Incidents Reported				
			Nov 2021 Incidents	Nov 2021 Cleared	Percent Cleared	Oct 2021 Incidents	Monthly Change
<b>NIBRS Group A</b> <b>Crimes Against Persons</b>	09A-B	Homicide Offenses	1	0	0%	0	▲1
	09A	Murder	1	0	0%	0	▲1
	09B	Negligent ManslSephter	0	0		0	
	11A-D	Sex Offenses	8	1	13%	5	▲3
	11A	Forcible Rape	2	0	0%	1	▲1
	11B-D	Other Forcible Sexual Offenses	6	1	17%	4	▲2
	13A-C	Assault Offenses	142	58	41%	187	▼45
	13A	Aggravated Assault	51	22	43%	77	▼26
	13B	Simple Assault	78	29	37%	93	▼15
	13C	Intimidation	13	7	54%	17	▼4
	36A-B	Sex Offenses, Nonforcible	0	0		1	▼1
	64A-B	Human Trafficking Offenses	0	0		0	
	100	Kidnapping / Abduction	3	1	33%	4	▼1
<b>Crimes Against Persons Subtotal</b>			<b>154</b>	<b>60</b>	<b>39%</b>	<b>197</b>	<b>▼43</b>
<b>NIBRS Group A</b> <b>Crimes Against Property</b>	120	Robbery	4	0	0%	9	▼5
		Armed Robbery	2	0	0%	3	▼1
		All Other Robbery	2	0	0%	6	▼4
	200	Arson	1	0	0%	2	▼1
	210	Extortion/Blackmail	0	0		0	
	220	Burglary/Breaking & Entering	29	4	14%	37	▼8
		1st Degree Residential Burglary	16	3	19%	25	▼9
		2nd Degree Business/Storage Burglary	13	1	8%	12	▲1
	23A-H	Larceny/Theft Offenses	174	24	14%	195	▼21
	23 A-B	Pocket-Picking & Purse-Snatching	0	0		1	▼1
	23C	Shoplifting	43	16	37%	38	▲5
	23D	Theft from Building	0	0		0	
	23E	Theft from Coin-Operated Machine	0	0		0	
	23F	Theft from Motor Vehicle	44	1	2%	62	▼18
	23G	Theft of Motor Vehicle Parts	10	0	0%	7	▲3
	23H	All Other Larceny	77	7	9%	87	▼10
	240	Motor Vehicle Theft	25	5	20%	32	▼7
	250	Counterfeiting/Forgery	27	0	0%	20	▲7
	26A-G	Fraud Offenses	15	3	20%	24	▼9
	270	Embezzlement	0	0		0	
280	Stolen Property	1	3	300%	2	▼1	
290	Destruction/Vandalism of Property	96	11	11%	110	▼14	
510	Bribery	0	0		0		
<b>Crimes Against Property Subtotal</b>			<b>372</b>	<b>50</b>	<b>13%</b>	<b>431</b>	<b>▼59</b>
<b>NIBRS Group A</b> <b>Crimes Against Society</b>	35A-B	Drug/Narcotic Offenses	10	8	80%	5	▲5
	35A	Drug/Narcotic Violations	9	8	89%	3	▲6
	35B	Drug Equipment Violations	1	0	0%	2	▼1
	370	Pornography/Obscene Material	0	0		1	▼1
	39A-D	Gambling Offenses	0	0		0	
	40A-C	Prostitution Offenses	0	0		0	
	520	Weapon Law Violations	11	6	55%	11	
	720	Animal Cruelty	3	0	0%	3	
<b>Crimes Against Society Subtotal</b>			<b>24</b>	<b>14</b>	<b>58%</b>	<b>20</b>	<b>▲4</b>
<b>NIBRS Group A Total</b>			<b>550</b>	<b>124</b>	<b>23%</b>	<b>648</b>	<b>▼98</b>

# Albany Police Department NIBRS Profile

Type of Offense			Number of Incidents Reported				
			Nov 2021 Incidents	Nov 2021 Cleared	Percent Cleared	Oct 2021 Incidents	Monthly Change
NIBRS Group B General Crimes	90A	Bad Checks	2	0		2	
	90B	Curfew/Loitering/Vagrancy	2	0		2	
	90C	Disorderly Conduct	59	37	63%	53	▲6
	90D	Driving Under the Influence	10	8	80%	11	▼1
	90E	Drunkenness	0	0		0	
	90F	Family Offenses, Nonviolent	24	15	63%	31	▼7
	90G	Liquor Law Violations	4	4	100%	10	▼6
	90H	Peeping Tom	0	0		0	
	90J	Trespass of Real Property	19	7	37%	29	▼10
	90Z	All Other Offenses	31	22	71%	33	▼2
<b>Group B Totals</b>			<b>151</b>	<b>93</b>	<b>62%</b>	<b>171</b>	<b>▼20</b>
<b>NIBRS Group A &amp; B Totals</b>			<b>701</b>	<b>217</b>	<b>31%</b>	<b>819</b>	<b>▼118</b>

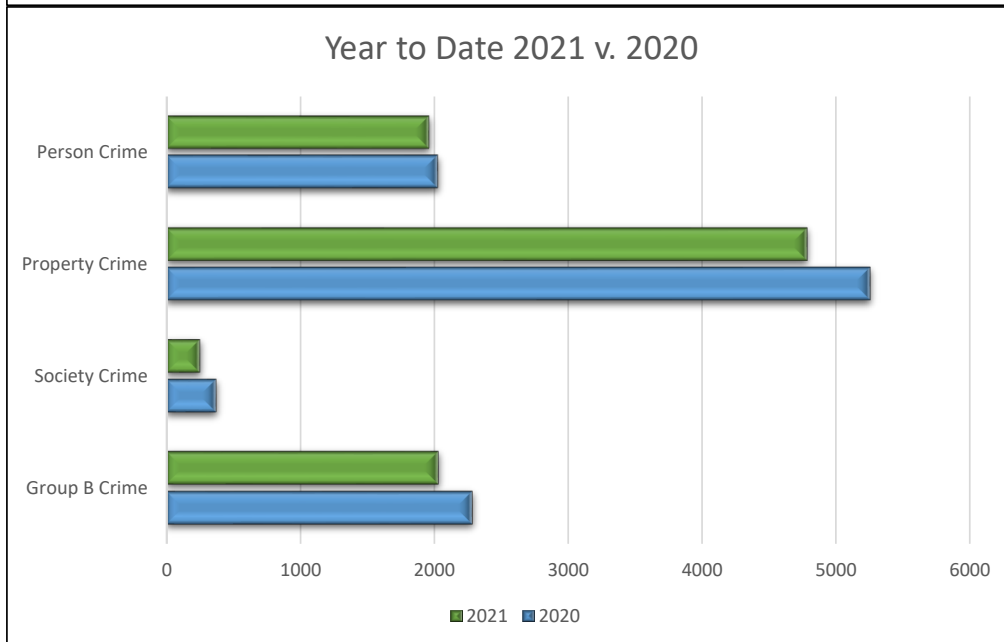
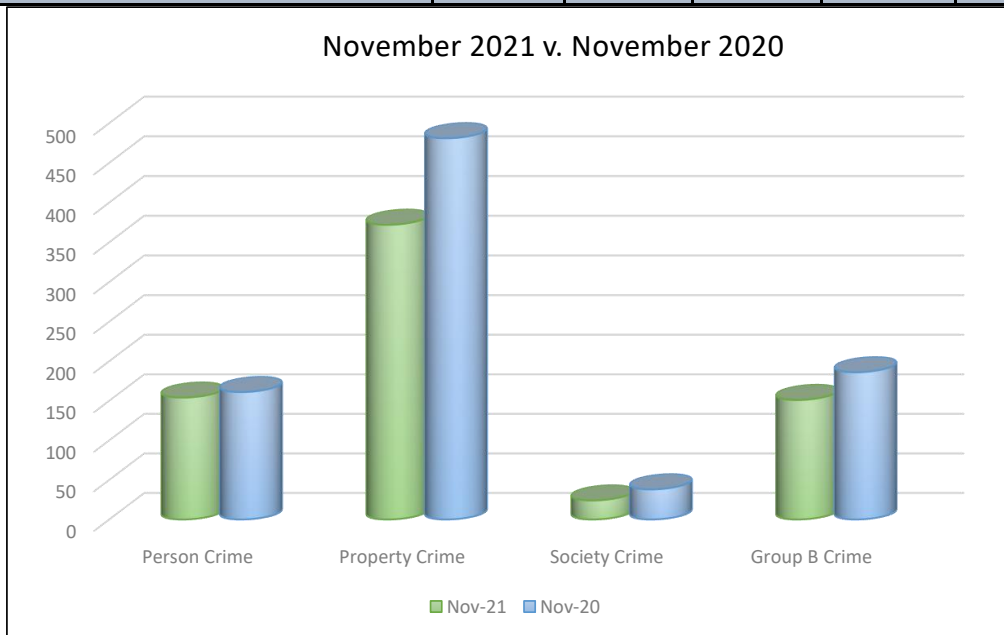


# Albany Police Department NIBRS Annual Comparison

Type of Offense			Number of Incidents Reported					
			Nov 2021 Incidents	Nov 2020 Incidents	% Chg	2021 Year to Date	2020 Year to Date	% Chg
<b>NIBRS Group A</b> <b>Crimes Against Persons</b>	09A-B	Homicide Offenses	1	2	-50.0%	15	16	-6.3%
	09A	Murder	1	2	-50.0%	14	16	-12.5%
	09B	Negligent ManslSephter	0	0		1	0	100%
	11A-D	Sex Offenses	8	1	700.0%	96	62	54.8%
	11A	Forcible Rape	2	1	100.0%	37	25	48.0%
	11B-D	Other Forcible Sexual Offenses	6	0		59	37	59.5%
	13A-C	Assault Offenses	142	155	-8.4%	1810	1893	-4.4%
	13A	Aggravated Assault	51	58	-12.1%	592	639	-7.4%
	13B	Simple Assault	78	82	-4.9%	1013	1048	-3.3%
	13C	Intimidation	13	15	-13.3%	205	206	-0.5%
	36A-B	Sex Offenses, Nonforcible	0	0	100%	5	4	25.0%
	64A-B	Human Trafficking Offenses	0	0	100%	6	3	100.0%
100	Kidnapping / Abduction	3	3	0.0%	34	52	-34.6%	
<b>Crimes Against Persons Subtotal</b>			<b>154</b>	<b>161</b>	<b>-4.3%</b>	<b>1966</b>	<b>2030</b>	<b>-3.2%</b>
<b>NIBRS Group A</b> <b>Crimes Against Property</b>	120	Robbery	4	9	-55.6%	95	112	-15.2%
		Armed Robbery	2	3	-33.3%	34	38	-10.5%
		All Other Robbery	2	6	-66.7%	61	74	-17.6%
	200	Arson	1	1	0.0%	21	12	75.0%
	210	Extortion/Blackmail	0	0			0	
	220	Burglary/Breaking & Entering	29	51	-43.1%	436	515	-15.3%
		1st Degree Residential Burglary	16	35	-54.3%	286	365	-21.6%
		2nd Degree Business/Storage Burglary	13	16	-18.8%	150	150	0.0%
	23A-H	Larceny/Theft Offenses	174	205	-15.1%	2156	2270	-5.0%
	23 A-B	Pocket-Picking & Purse-Snatching	0	0		1	0	
	23C	Shoplifting	43	41	4.9%	410	510	-19.6%
	23D	Theft from Building	0	0		4	2	100.0%
	23E	Theft from Coin-Operated Machine	0	0		0	0	
	23F	Theft from Motor Vehicle	44	58	-24.1%	545	540	0.9%
	23G	Theft of Motor Vehicle Parts	10	1	900.0%	64	6	966.7%
	23H	All Other Larceny	77	105	-26.7%	1132	1212	-6.6%
	240	Motor Vehicle Theft	25	49	-49.0%	363	348	4.3%
	250	Counterfeiting/Forgery	27	9	200.0%	132	121	9.1%
	26A-G	Fraud Offenses	15	35	-57.1%	290	375	-22.7%
270	Embezzlement	0	0		0	0		
280	Stolen Property	1	6	-83.3%	27	51	-47.1%	
290	Destruction/Vandalism of Property	96	116	-17.2%	1267	1454	-12.9%	
510	Bribery	0	0		0	0		
<b>Crimes Against Property Subtotal</b>			<b>372</b>	<b>481</b>	<b>-22.7%</b>	<b>4787</b>	<b>5258</b>	<b>-9.0%</b>
<b>NIBRS Group A</b> <b>Crimes Against Society</b>	35A-B	Drug/Narcotic Offenses	10	21	-52.4%	116	242	-52.1%
	35A	Drug/Narcotic Violations	9	15	-40.0%	71	185	-61.6%
	35B	Drug Equipment Violations	1	6	-83.3%	45	57	-21.1%
	370	Pornography/Obscene Material	0	1	-100.0%	5	13	-61.5%
	39A-D	Gambling Offenses	0	0		0	0	
	40A-C	Prostitution Offenses	0	0		1	0	100%
	520	Weapon Law Violations	11	15	-26.7%	106	102	3.9%
	720	Animal Cruelty	3	1	200.0%	26	18	44.4%
<b>Crimes Against Society Subtotal</b>			<b>24</b>	<b>38</b>	<b>-36.8%</b>	<b>254</b>	<b>375</b>	<b>-32.3%</b>
<b>NIBRS Group A Total</b>			<b>550</b>	<b>680</b>	<b>-19.1%</b>	<b>7007</b>	<b>7663</b>	<b>-8.6%</b>

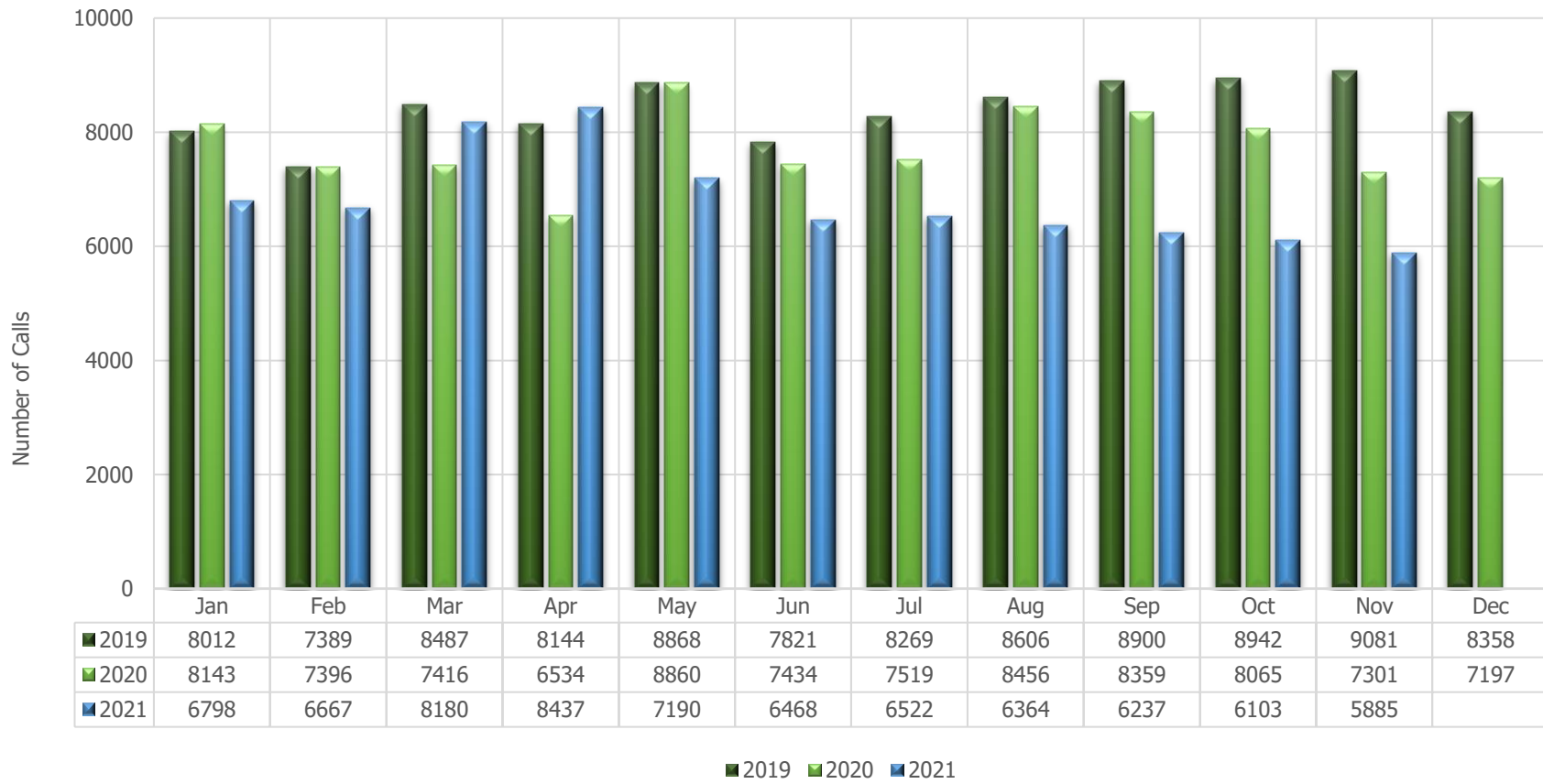
# Albany Police Department NIBRS Annual Comparison

Type of Offense			Number of Incidents Reported					
			Nov 2021 Incidents	Nov 2020 Incidents	% Chg	2021 Year to Date	2020 Year to Date	% Chg
<b>NIBRS Group B General Crimes</b>	90A	Bad Checks	2	0	100%	14	10	40.0%
	90B	Curfew/Loitering/Vagrancy	2	4	-50.0%	40	42	-4.8%
	90C	Disorderly Conduct	59	72	-18.1%	720	840	-14.3%
	90D	Driving Under the Influence	10	13	-23.1%	120	127	-5.5%
	90E	Drunkenness	0	0	100%	0	1	-100.0%
	90F	Family Offenses, Nonviolent	24	21	14.3%	318	266	19.5%
	90G	Liquor Law Violations	4	14	-71.4%	67	119	-43.7%
	90H	Peeping Tom	0	0	100%	0	0	100%
	90J	Trespass of Real Property	19	19	0.0%	326	291	12.0%
	90Z	All Other Offenses	31	43	-27.9%	429	593	-27.7%
<b>Group B Totals</b>			<b>151</b>	<b>186</b>	<b>-18.8%</b>	<b>2034</b>	<b>2289</b>	<b>-11.1%</b>
<b>NIBRS Group A &amp; B Totals</b>			<b>701</b>	<b>866</b>	<b>-19.1%</b>	<b>9041</b>	<b>9952</b>	<b>-9.2%</b>



# Calls for Service by Month

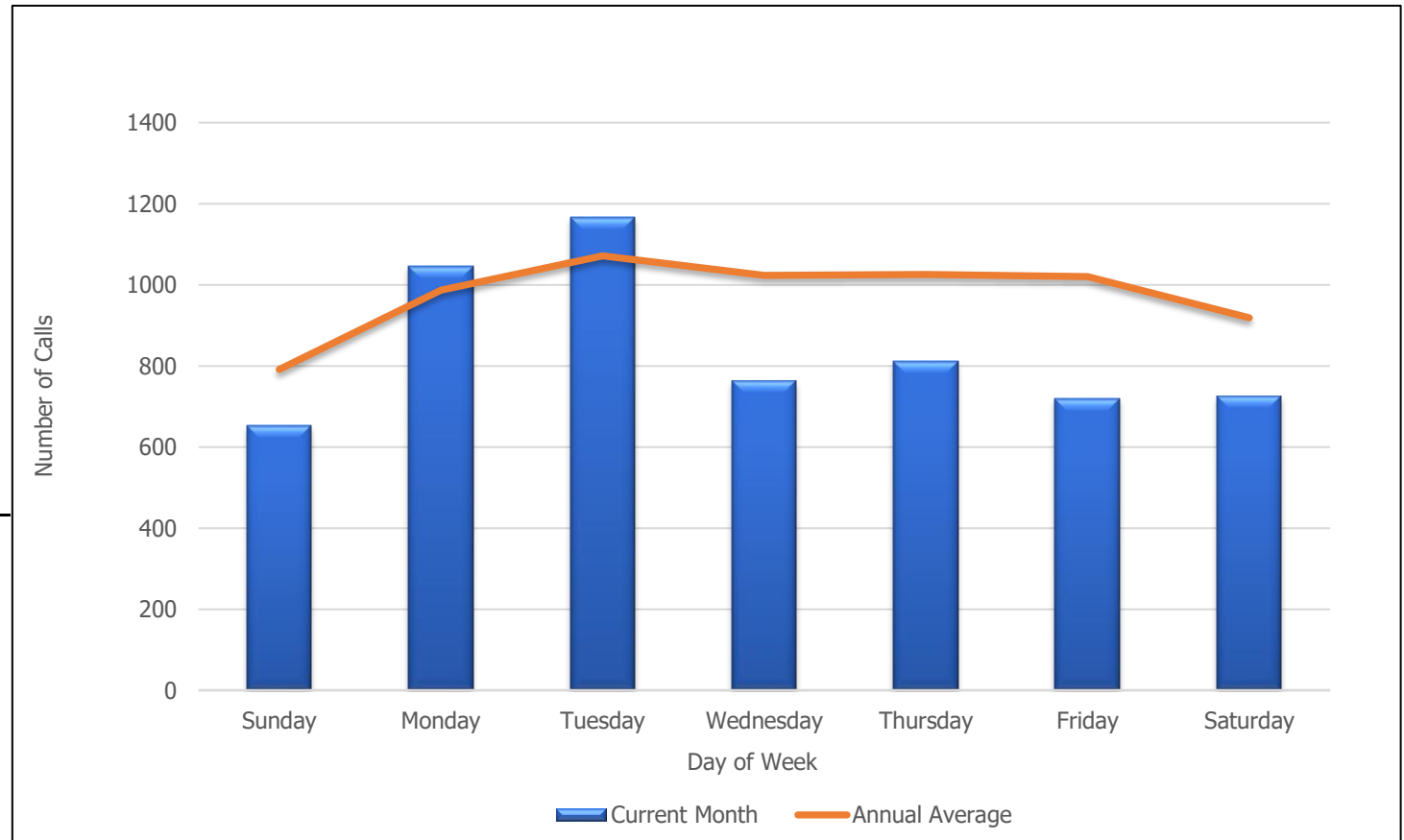
## Albany Police Department



# Monthly Calls for Service by Day of Week

## Albany Police Department

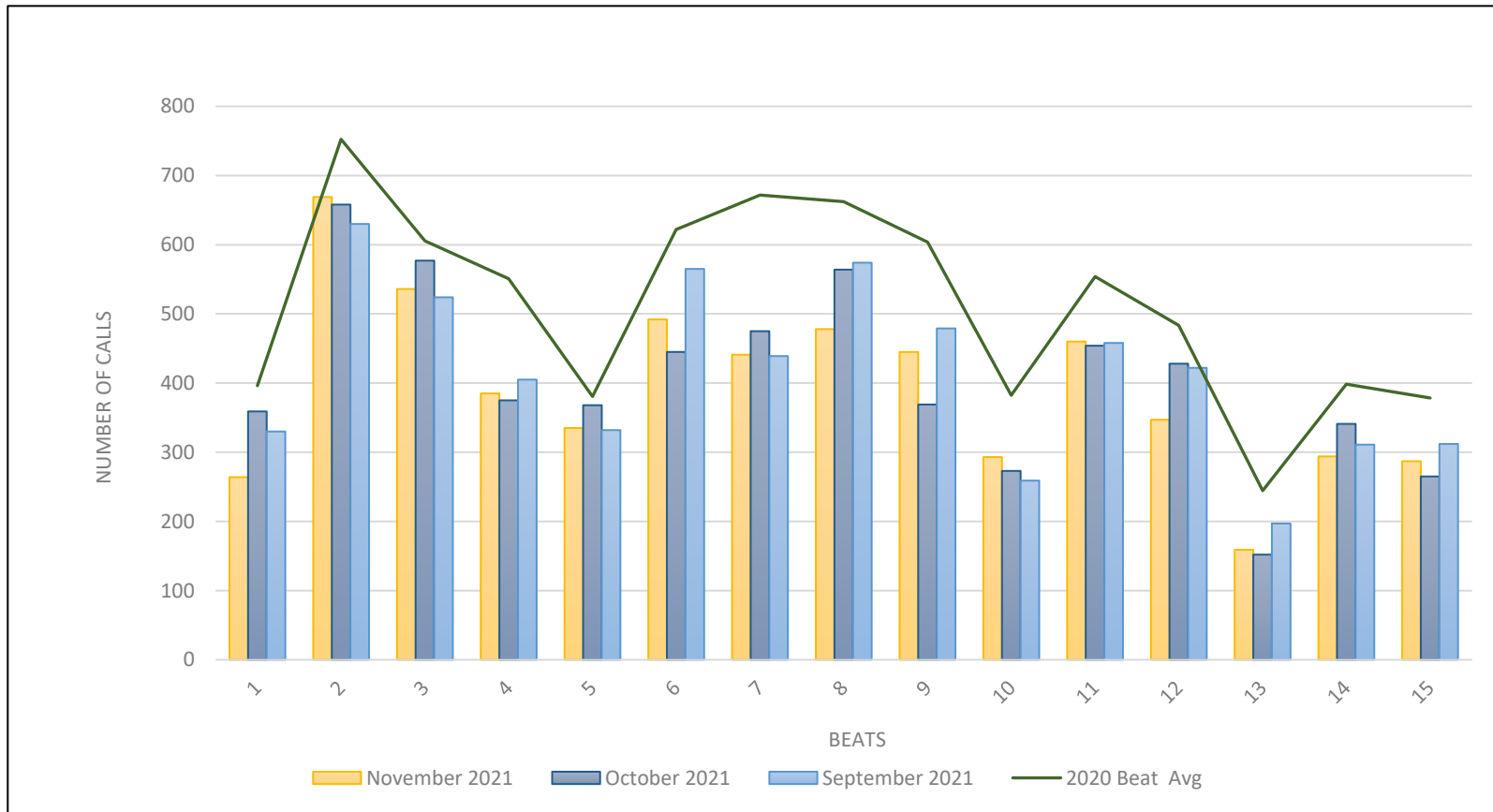
<b>Calls For Service</b>	
<b>Day</b>	<b>Nov 2021</b>
Sunday	652
Monday	1047
Tuesday	1167
Wednesday	763
Thursday	811
Friday	720
Saturday	725
	<hr/>
	5885





# Calls for Service by Beat

## Albany Police Department



Beats	1	2	3	4	5	6	7	8	9	10	11	12	13	14	15
November 2021	264	669	536	385	335	492	441	478	445	293	460	347	159	294	287
October 2021	359	658	577	375	368	445	475	564	369	273	454	428	152	341	265
September 2021	330	630	524	405	332	565	439	574	479	259	458	422	197	311	312
2020 Beat Avg	396	752	606	551	381	622	672	662	604	382	554	483	245	398	379

# Albany Police Department Patrol Beats

