



Adopted BUDGET

IN BRIEF
Fiscal Year 2023

Finishing Strong



CONTENT

VISION, MISSION, BOARD COMMISSIONERS	3
CITY MANAGER	4
NEW INITIATIVES	5
CITY SNAPSHOT	6
CITYWIDE BUDGET	7
GENERAL FUND	8
GENERAL FUND EXPENDITURES	9
UTILITY FUND REVENUES	10
UTILITY FUND EXPENSES	11
SPECIAL REVENUE	12
SUPPLEMENTED FUNDS	13
CAPITAL IMPROVEMENT PROGRAM	14
SPLOST VII - TSPLOST	15

MISSION

The City of Albany delivers fiscally responsible, highly dependable services to citizens in the community and the region with integrity and professionalism.

VISION

The City of Albany is a collaborative regional leader delivering exceptional services and enhancing quality of life, while fostering an atmosphere where citizens and businesses can thrive.

STRATEGIC PRIORITIES

Safe, sustainable, and business-friendly. Economic development, jobs, infrastructure, and asset management. Promotion of the City as a great place to live, work and play. Effective service delivery and excellent fiscal responsibility.

THE BOARD OF COMMISSIONERS



Jon Howard
Ward 1



Jalen Johnson
Ward 2



Mayor Pro Tem
Vilnis Gaines



Mayor
Bo Dorough



Chad Warbington
Ward IV



Robert Langstaff
Ward V



Demetrius Young
Ward VI

CITY MANAGER

STEVEN CARTER



Dear Citizens,

The adopted operating budget for fiscal year 2023 (July 1, 2022, through June 30, 2023) totals \$299.6 Million. The City of Albany's overall headcount has increased by seven net positions. Four have been added to the Department of Community & Economic Development (DCED), three (one crew) to the Telecommunications Fund, two compliance positions to the airport, two maintenance techs for the Fleet Department, one Transit technician, and one downtown business development manager. There are also reductions in personnel: four positions in the HDD Department, one in Municipal Court, and one production technician in Technology & Communications. The \$7.7 Million increase in the overall budget is primarily driven by a 4.5% cost of living increase for all City personnel, at the cost of \$3 Million. DCED received and is budgeting \$1.8 Million in HOME ARP funding, a new allocation related to a specific project. An additional \$1 Million has been allocated to SPLOST & TSPLOST projects. The increased cost of contracts, maintenance, and fuel also led to an additional \$1.9 Million.

The city's focus in the coming fiscal year is finishing projects and plans that have already begun. We are now entering the second full year of the Combined Sewer System (CSS), storm drainage, and sewer upgrades that are part of the Commission-approved 10-year capital plan. Enhancements to our Recreational Facilities throughout the city will begin to take shape as various projects selected from the Recreation Masterplan are implemented. The Downtown Masterplan will be completed during the coming year.

We look forward to the many possibilities and opportunities we can explore as we continue economic development efforts to revitalize our downtown area. Completing a new downtown Transportation Center will play a vital role in these efforts. The new terminal at the airport is also scheduled to be completed this year.

COVID-19 is still around, but we believe the worst is behind us. Our community has proven its resiliency time and time again through some of the most challenging situations. When we work together as one, there is nothing that we cannot accomplish. The City of Albany is determined to deliver results. We will continue down the path with the focus of Finishing Strong!

Sincerely,
Steven Carter
City Manager

NEW INITIATIVES

4.5% Cost of Living Adjustment for all employees

- **0.5% Increase in Pension Contribution from employees**
- **Net 4.0% increase in wages for employees**
- **The paycheck received on July 15, 2022, was the first payroll with the effective changes**

Longevity Increase

Employee Incentives

- **Free entry into DCSS Regular Season sporting events**
- **Free entry to all Artesian Alliance Venues – Chehaw Park and Zoo, Thronateeska, The Flint RiverQuarium**
- **Half-price tickets to ASU regular season sporting events**

Commission Expense Account upgrade

Commission Discretionary Fund

\$250,000 Land Acquisition Fund

\$200,000 Historic Preservation Commission

CITY SNAPSHOT

2023 TOTAL FISCAL YEAR



BUDGET \$299,592,399

CITY DESCRIPTION

Population	69,647
Square Miles in the City	55.13
Millage Rate	9.597

PUBLIC SAFETY

Police Citations Issued	11,416
Fire Incident Responses	5,522
Fire Public Safety Events	26

CUSTOMERS

Utility Customers	34,905
Deplaned Passengers	21,518
Telecom	1,254

INFRASTRUCTURE

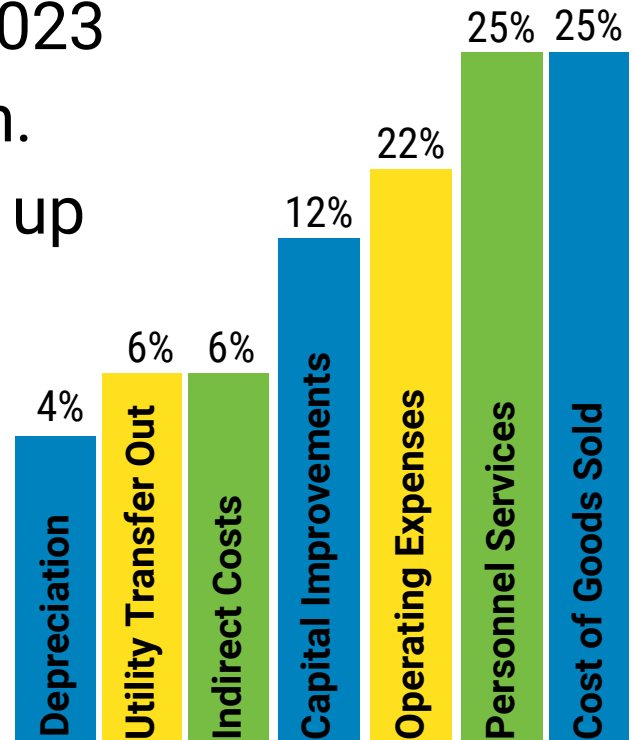
Miles of Streets	433
Street Lights	11,989
Wastewater Treated (Tgallons/Day)	16,535
Miles of Electrical Lines	747
Natural Gas Stations	32
Number of Water Wells	28
Parks	75
Acres of Parks	400

MAJOR EMPLOYERS

USMC Logistics Base (Civilian)	4,016	MolsonCoors	586
Dougherty County Board of Education	2,103	Metro Power	512
Phoebe Putney Health System	1,961	Teleperformance	370
City of Albany	1,169		
Albany State University	1,072		
Dougherty County	650		
Procter & Gamble	642		

CITYWIDE BUDGET

The Proposed Fiscal Year 2023 Budget totals \$299.6 million. The largest portion is made up of the Cost of Goods sold (25% or \$74 million).



REVENUE SOURCES

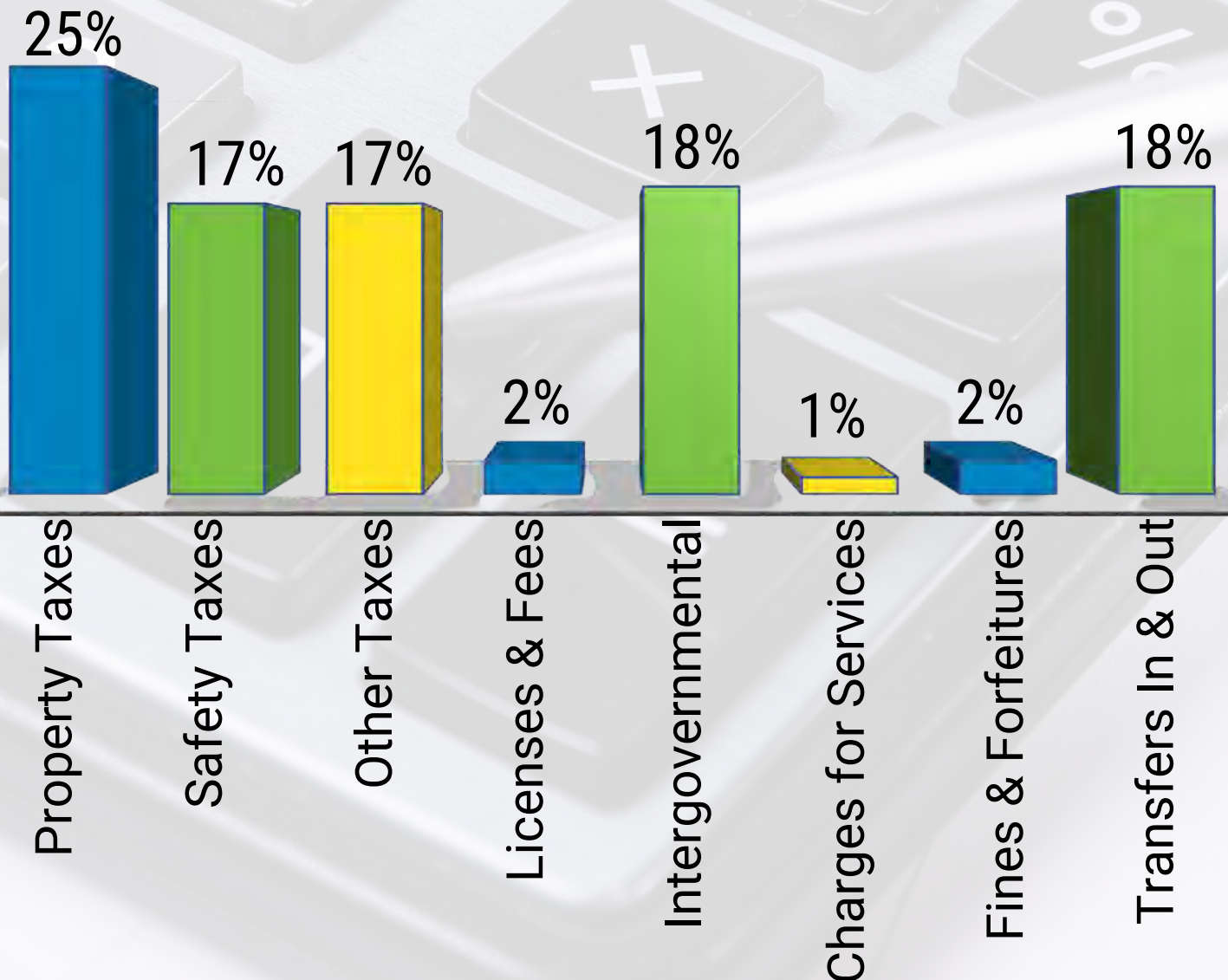
The General Fund serves as the primary reporting vehicle for local government operations. The general fund, by definition, accounts for all current financial resources not required by law or administrative action to be accounted for in another fund. It accounts for the general operations of the City including Public Safety, Public Works, Municipal Court, Planning and Development, Engineering, and General Administrative Support services.

Enterprise Funds are separated by function and reporting from the governmental operations of the City. These funds provide goods and services to the community via a fee for services rendered to the citizens. Under enterprise accounting, the revenues and expenses are separated into two separate funds in order to functionally operate a business or enterprise. The Utility Funds and fees are the largest source of revenue for these types of funds.

Special Revenue Funds account for proceeds of specific revenue sources that are legally restricted to be expended for specific purposes.

General Fund Revenue

The General Fund dollars are generated through the categories in the graph shown below. These dollar amounts are used to provide basic governmental services. Forecasts are based on five-year revenue trends.



General Fund Expenditures

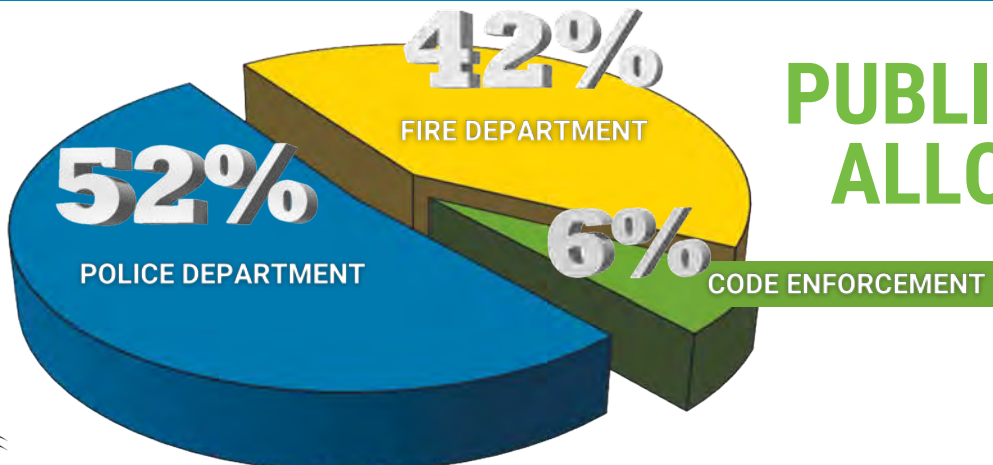
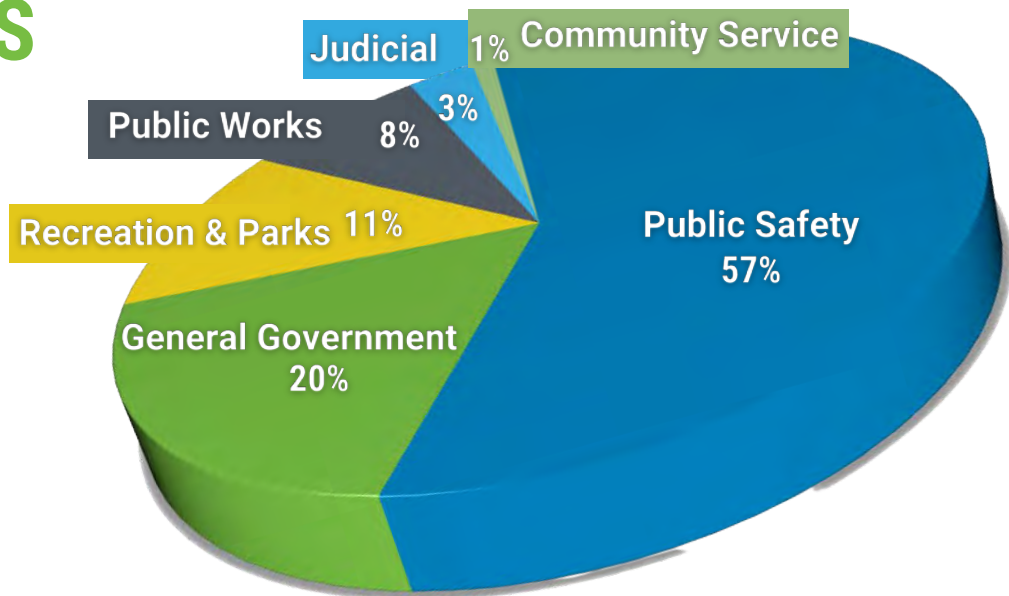
General Fund dollars are used to pay for basic governmental services and operational functions. The largest portion of the expenditures are used for public safety.

YOUR DOLLARS AT WORK

\$68,746,811

GENERAL FUND ALLOCATIONS

Property taxes make up approximately 24.2% of the overall General Fund revenues. The transfer from the Utility Funds makes up 24.3%. The information on this page details the proportion assigned to the city departments to provide the services such as Public Safety, General Government, Recreation and Parks, Public Works, Judicial, and Community.



PUBLIC SAFETY ALLOCATIONS

UTILITY FUND REVENUES

Funding for Albany Utilities is derived from the fees paid by Albany Utility customers for services provided. Below is the amount of revenue generated in each service area. Light Department funds are the largest revenue source and the largest expense for Albany Utilities.

\$1,688,503,578



LIGHT

57%



GAS

11%



SEWER

10%



WATER

8%



SOLID WASTE

8%



STORM WATER

4%



TELECOM

2%

UTILITY FUND EXPENSES

Albany Utilities is a utility distributor, which means that the majority of expenses are dictated to the energy provider of which the City is a member. The City purchases electricity from the Municipal Electric Authority of Georgia (MEAG) and gas from the Municipal Gas Authority of Georgia (MGAG). However, Albany Utilities also operates wells and a water treatment plant. Those costs are also included in the cost of goods sold percentage shown below.

UTILITY FUND

\$157,545,619

**Solid Waste - Sewer - Water
Storm Water - Gas - Light
Telecom**

Cost of Goods Sold	48%
Transfers Out	11%
Operating Expenses	14%
Indirect Costs	11%
Personnel Expenses	10%
Depreciation Expense	6%

Cost of Goods Sold	70%
Transfers Out	12%
Indirect Costs	8%
Personnel Expenses	4%
Operating Expenses	4%
Depreciation Expense	2%

LIGHT FUND

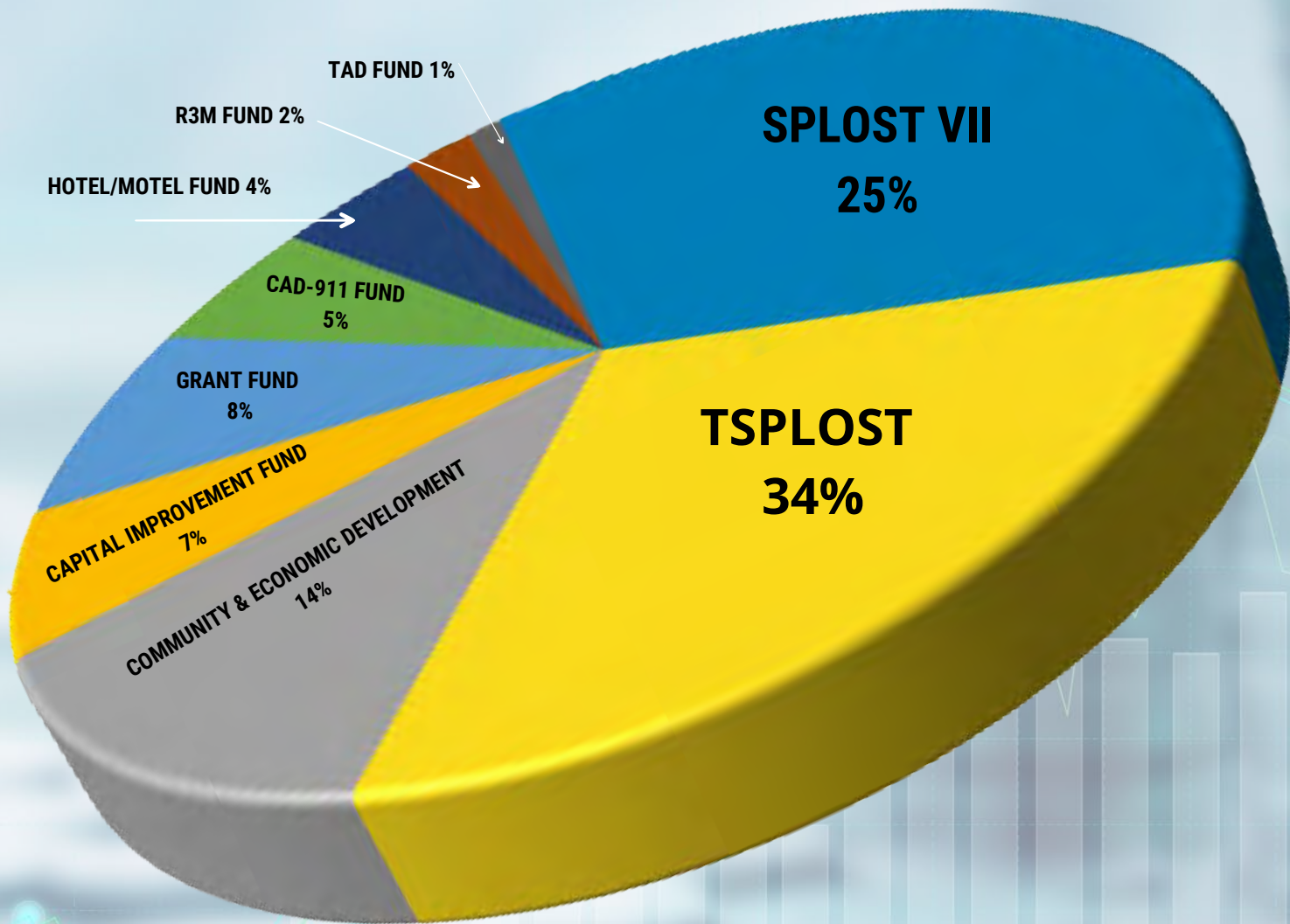
\$84,905,147

**\$59.6 Million in Cost of Goods Sold
\$10.2 Million in Transfers to General Fund**

SPECIAL REVENUE

Special Revenue funds account for the proceeds of specific revenue sources that are legally restricted to expenditures for specific purposes.

This funding may include grants, hotel/motel taxes, SPLOST, etc.



SPECIAL REVENUE

\$48,559,269

SUPPLEMENTED FUNDS

The Supplemented Funds are a small portion of the Enterprise Funds. This funding provides operations, goods, and services for the Airport, Albany Transit, and the Flint River Complex.

SUPPLEMENTED ENTERPRISE FUNDS \$24,740,700

Airport



\$13,846,965

Albany Transit



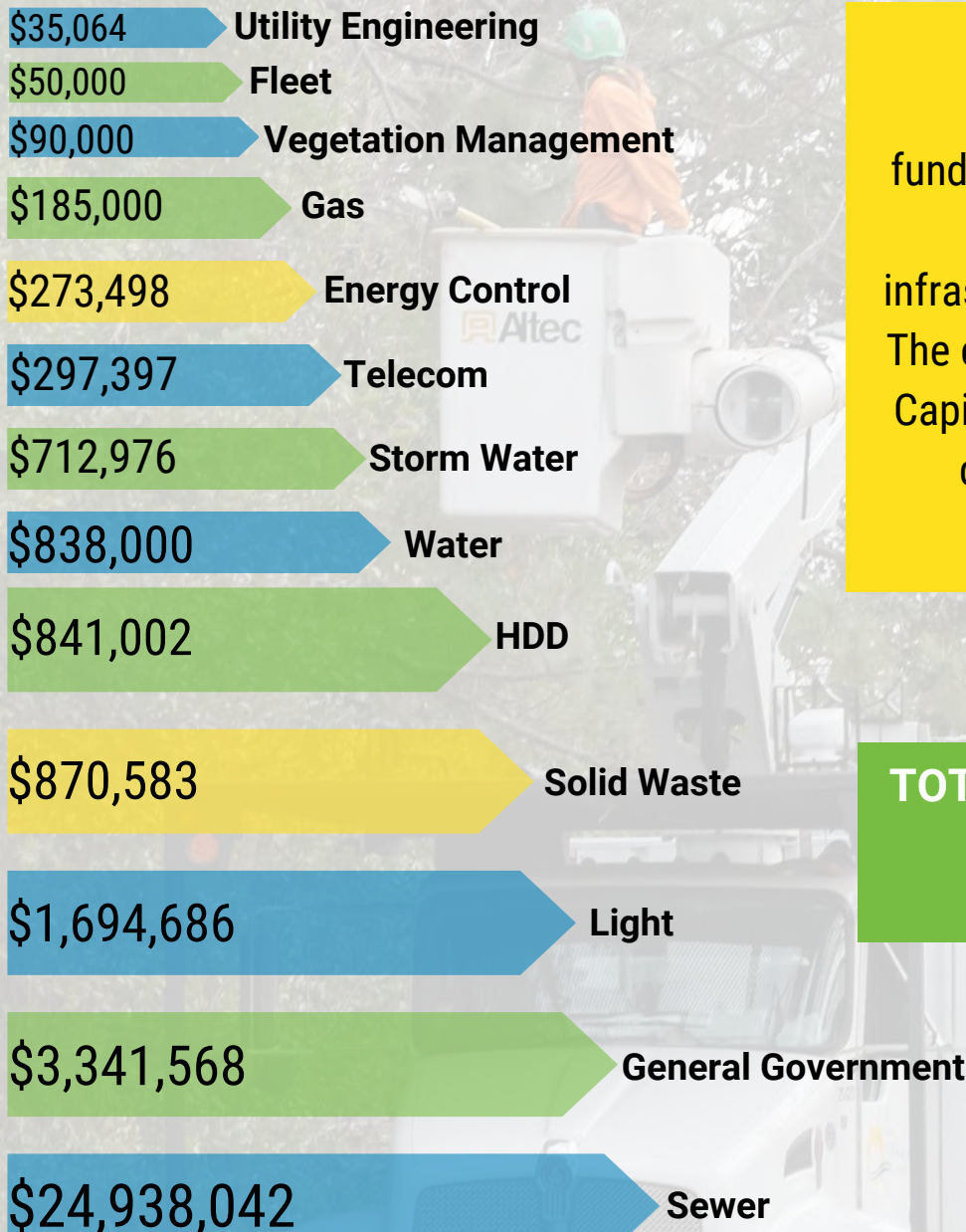
\$8,504,724

Flint River Entertainment Complex



\$2,389,011

CAPITAL IMPROVEMENT PROGRAM



The Capital Improvement Program seeks to provide funding for major renovations, construction, and infrastructure-related projects. The categories to the left have Capital Improvement Program dollars allocated for fiscal year 2023.

TOTAL CAPITAL FY 2023
\$34,167,816

SPLOST VII

• Recreation Improvements	\$3,846,550
• Carver Pool	\$750,000
• Barkley Extension	\$969,354
• Alley Paving	\$891,984
• Alley Crushed Asphalt	\$379,483
• Sidewalks	\$140,000
• North Washington Extension	\$250,000
• Chehaw Improvements	\$330,930
• Airport Building	\$1,000,000
• Traffic Signal Upgrades	\$316,947
• Sign Upgrades	\$300,000
• GPS/GIS Infrastructure Mapping	\$200,000
• IT Software Upgrade	\$500,000
• Storm Sewer Outfall Improvement	\$530,000
• Storm Pumping Station	\$209,008
• Underground Utility Installation	\$1,500,00

Total SPLOST VII Dollars

\$12,114,256

Total TSPLOST Dollars

\$16,126,639

TSPLOST

Roadway Improvements	\$8,400,000
Alley Paving	\$1,500,000
Multi-Purpose Trails	\$30,000
Airport Improvements	\$3,500,000
Street Paving-Unpaved Streets	\$591,745
Railroad Crossing Improvements	\$179,894
Intersection Improvements	\$500,000
Traffic Signals & Pedestrian Upgrades	\$725,000
Traffic Control Center Upgrade	\$200,000
Downtown Sidewalk Improvement	\$500,000



CITY OF
Albany
GEORGIA

