

AN ORDINANCE 22-105  
ENTITLED

AN ORDINANCE ADOPTING BUDGET AND  
APPROPRIATIONS FOR THE PERIOD JULY 1, 2022,  
THROUGH JUNE 30, 2023; REPEALING PRIOR  
ORDINANCES IN CONFLICT AND FOR OTHER  
PURPOSES.

WHEREAS, a proposed FY 2023 budget has heretofore been submitted to the Mayor and Board of Commissioners of the City of Albany, Georgia for their study and review; and


WHEREAS, the proposed budget has been carefully considered by the Mayor and Board of Commissioners; and

WHEREAS, the hearing required by O.C.G.A. § 36-81-5(f), was properly concluded,

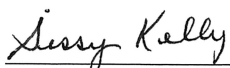
NOW, THEREFORE, BE IT ORDAINED by the Board of Commissioners of the City of Albany, Georgia, and it is hereby ordained by authority of same:

SECTION 1. The proposed budget and appropriations for the period July 1, 2022, through June 30, 2023, are hereby adopted, and the estimated receipts and expenditures therein contained are approved. A copy of the proposed budget for FY 2023 is on file in the office of the Finance Director and a summary of same is attached hereto in the form of a budget summary marked Exhibit "A". Said Exhibit "A" is made a part of this Ordinance and expressly incorporated herein by reference as fully as if set forth verbatim. The sums of money set out in the proposed FY 2023 budget are hereby appropriated to be paid out of the respective funds of the City of Albany designated in Exhibit "A" for the Fiscal Year beginning July 1, 2022, through June 30, 2023. The Finance Director is hereby authorized and directed to issue his warrants for the same as the several items shall respectively become due.


SECTION 2. All Ordinances, or parts of Ordinances, in conflict herewith are repealed.

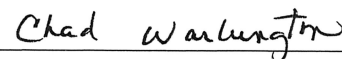
  
MAYOR

ATTEST:

  
CITY CLERK, AssT.

Adopted: July 26, 2022



Introduced By: 

*Citywide Summary*

This summary contains all Governmental, Enterprise, and Special Revenue Funds for the City of Albany.

<b>MAJOR OBJECT OF EXPENDITURE</b>	<b>ACTUAL 2020/2021</b>	<b>ADOPTED 2021/2022</b>	<b>PROPOSED 2022/2023</b>
Revenues	253,974,783	275,655,506	283,955,644
Transfers In	25,429,056	21,297,165	22,934,174
Transfers Out	-11,060,998	-3,848,905	-4,964,716
<b>Total Revenue</b>	<b>268,342,841</b>	<b>293,103,766</b>	<b>301,925,102</b>
Cost of Goods Sold	75,901,905	75,250,070	74,229,499
Personnel Services	64,624,281	70,256,289	73,971,428
Operating Expense	60,309,749	59,145,249	67,913,337
Capital Outlay	8,889,134	39,158,557	35,386,598
Depreciation Expense	12,680,294	12,961,584	12,561,388
Indirect Costs	16,273,303	17,707,784	17,560,691
Utility Transfers Out	16,847,559	17,448,260	17,969,458
<b>Total Expenditures</b>	<b>255,526,225</b>	<b>291,927,793</b>	<b>299,592,399</b>
<b>Net Operating Revenues Over Expenditures</b>	<b>12,816,616</b>	<b>1,175,973</b>	<b>2,332,703</b>
Non-Operating Revenue/(Expenditures)	20,056,557	16,923,853	6,245,724
<b>Net Revenues Over Expenditures</b>	<b>32,873,173</b>	<b>18,099,826</b>	<b>8,578,427</b>
<b>FULL TIME POSITIONS</b>	<b>1,174</b>	<b>1,162</b>	<b>1,169</b>