



Police Department

April 2024 Crime Data

May 6, 2024

Prepared by:
David Sparks, CCIA

*Numbers in this report may be updated from month to month as records updates occur.
The information contained in this report is primarily raw data until calendar year reporting.*

Distribution:

City Manager
Assistant City Managers
Chief of Police
Major – Criminal Investigations
Major – Uniform
Major – Support Services
Investigations Captains
Uniform Captains

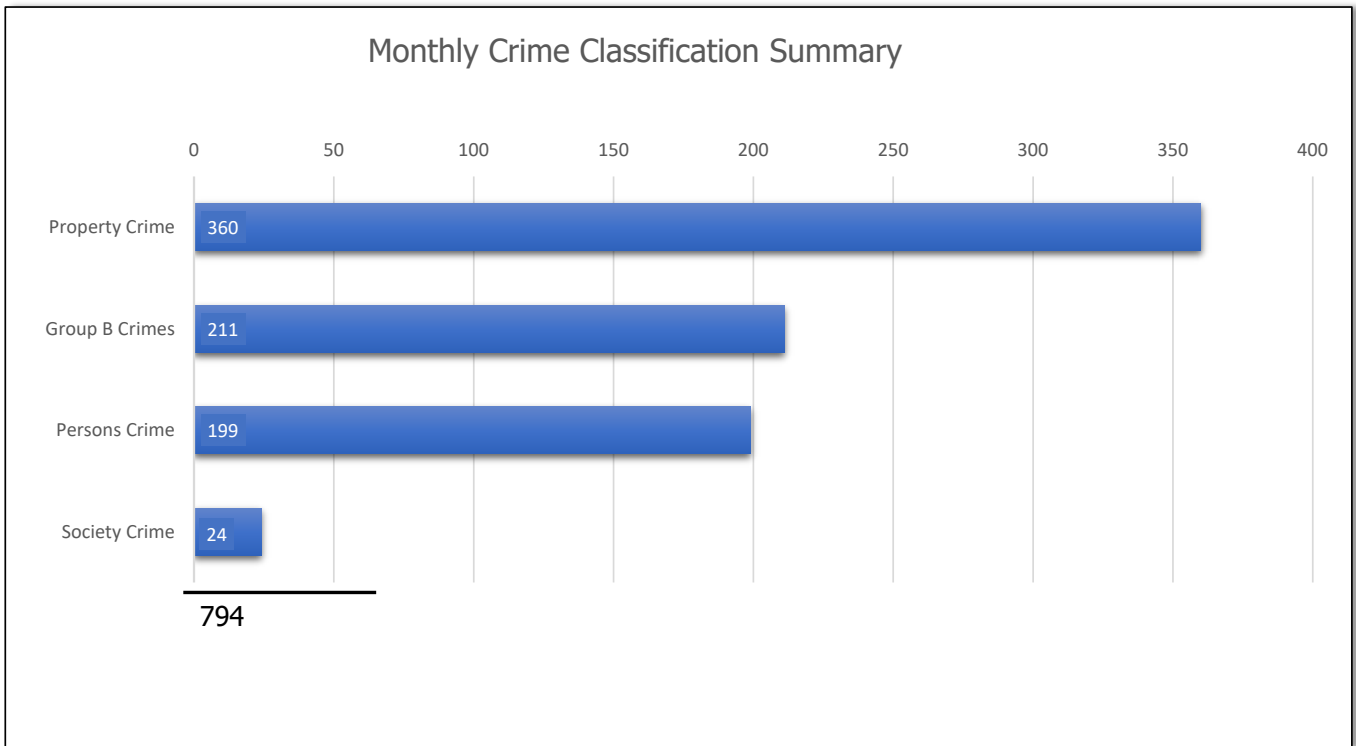
Professional Standards Captain
Special Operations
Gang Unit
Accreditation Manager
Family Protection
Records Supervisor
Planning & Research
Training Supervisor

Albany Police Department NIBRS Profile

Type of Offense			Number of Incidents Reported				
			Apr 2024 Incidents	Apr 2024 Cleared	Percent Cleared	Mar 2024 Incidents	Monthly Change
NIBRS Group A Crimes Against Persons	09A-B	Homicide Offenses	4	4	100%	1	▲3
	09A	Murder	4	4	100%	1	▲3
	09B	Negligent ManslSephter	0	0		0	
	11A-D	Sex Offenses	6	3	50%	10	▼4
	11A	Forcible Rape	3	1	33%	2	▲1
	11B-D	Other Forcible Sexual Offenses	3	2	67%	8	▼5
	13A-C	Assault Offenses	185	81	44%	151	▲34
	13A	Aggravated Assault	48	31	65%	43	▲5
	13B	Simple Assault	110	39	35%	86	▲24
	13C	Intimidation	27	11	41%	22	▲5
	36A-B	Sex Offenses, Nonforcible	0	0		0	
	64A-B	Human Trafficking Offenses	0	0		0	
	100	Kidnapping / Abduction	4	2	50%	1	▲3
Crimes Against Persons Subtotal			199	90	45%	163	▲36
NIBRS Group A Crimes Against Property	120	Robbery	4	2	50%	6	▼2
		Armed Robbery	2	2	100%	3	▼1
		All Other Robbery	2	0	0%	3	▼1
	200	Arson	3	0	0%	1	▲2
	210	Extortion/Blackmail	0	0		0	
	220	Burglary/Breaking & Entering	35	8	23%	21	▲14
		1st Degree Residential Burglary	26	7	27%	17	▲9
		2nd Degree Business/Storage Burglary	9	1	11%	4	▲5
	23A-H	Larceny/Theft Offenses	181	28	15%	155	▲26
	23 A-B	Pocket-Picking & Purse-Snatching	0	0		1	▼1
	23C	Shoplifting	60	15	25%	43	▲17
	23D	Theft from Building	0	0		0	
	23E	Theft from Coin-Operated Machine	0	0		0	
	23F	Theft from Motor Vehicle	23	4	17%	28	▼5
	23G	Theft of Motor Vehicle Parts	1	0	0%	1	
	23H	All Other Larceny	97	9	9%	82	▲15
	240	Motor Vehicle Theft	19	9	47%	16	▲3
	250	Counterfeiting/Forgery	12	2	17%	11	▲1
	26A-G	Fraud Offenses	15	3	20%	34	▼19
	270	Embezzlement	0	0		0	
280	Stolen Property	3	4	133%	4	▼1	
290	Destruction/Vandalism of Property	88	14	16%	75	▲13	
510	Bribery	0	0		0		
Crimes Against Property Subtotal			360	70	19%	323	▲37
NIBRS Group A Crimes Against Society	35A-B	Drug/Narcotic Offenses	9	9	100%	14	▼5
	35A	Drug/Narcotic Violations	7	7	100%	7	
	35B	Drug Equipment Violations	2	2	100%	7	▼5
	370	Pornography/Obscene Material	1	0	0%	2	▼1
	39A-D	Gambling Offenses	0	0		0	
	40A-C	Prostitution Offenses	0	0		0	
	520	Weapon Law Violations	13	10	77%	7	▲6
720	Animal Cruelty	1	0	0%	2	▼1	
Crimes Against Society Subtotal			24	19	79%	25	▼1
NIBRS Group A Total			583	179	31%	511	▲72

Albany Police Department NIBRS Profile

Type of Offense			Number of Incidents Reported				
			Apr 2024 Incidents	Apr 2024 Cleared	Percent Cleared	Mar 2024 Incidents	Monthly Change
NIBRS Group B General Crimes	90A	Bad Checks	0	0	0%	0	
	90B	Curfew/Loitering/Vagrancy	2	2	100%	6	▼4
	90C	Disorderly Conduct	63	29	46%	61	▲2
	90D	Driving Under the Influence	13	14	108%	21	▼8
	90F	Family Offenses, Nonviolent	30	12	40%	19	▲11
	90G	Liquor Law Violations	7	8	114%	5	▲2
	90J	Trespass of Real Property	28	18	64%	44	▼16
	90Z	All Other Offenses	68	51	75%	53	▲15
Group B Totals			211	134	64%	209	▲2
NIBRS Group A & B Totals			794	313	39%	720	▲74

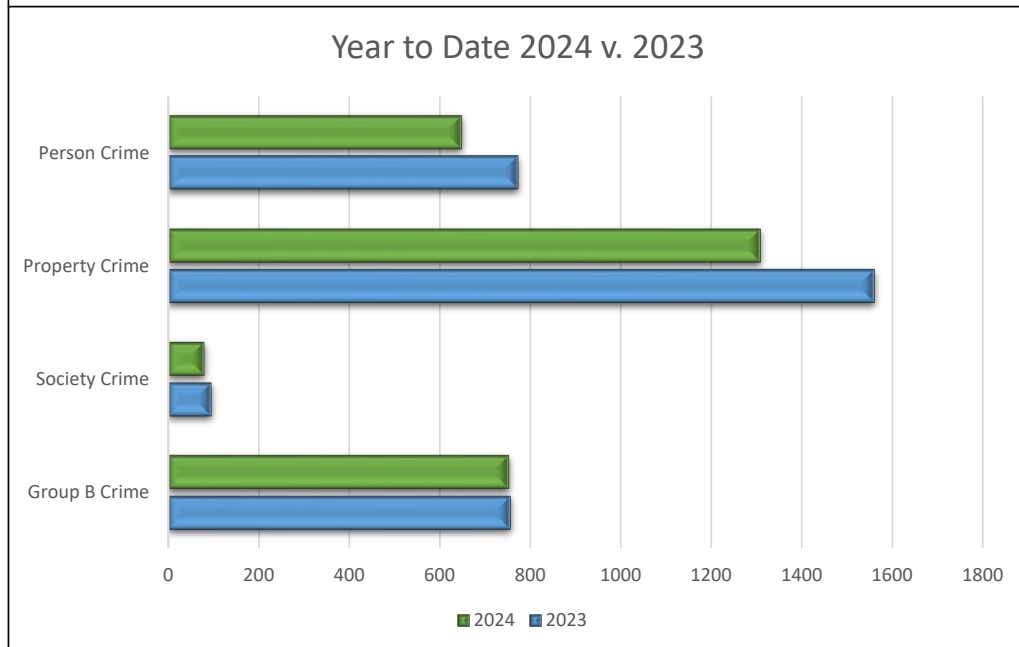
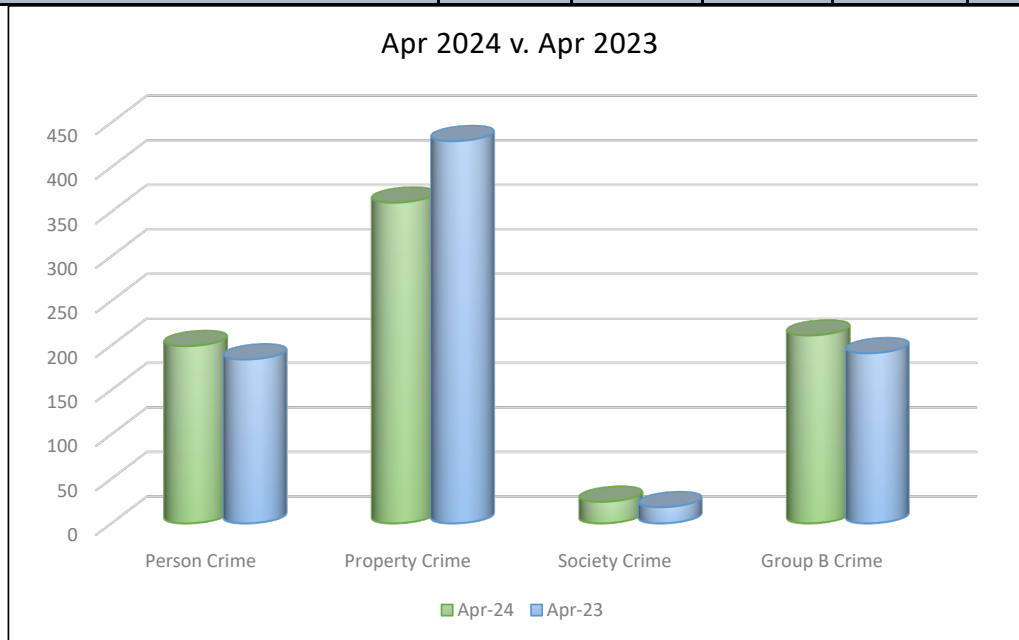


Albany Police Department NIBRS Annual Comparison

Type of Offense			Number of Incidents Reported					
			Apr 2024 Incidents	Apr 2023 Incidents	% Chg	2024 Year to Date	2023 Year to Date	% Chg
NIBRS Group A Crimes Against Persons	09A-B	Homicide Offenses	4	0		7	5	40.0%
	09A	Murder	4	0		7	5	40.0%
	09B	Negligent ManslSephter	0	0		0	0	
	11A-D	Sex Offenses	6	15	-60.0%	30	44	-31.8%
	11A	Forcible Rape	3	2	50.0%	9	11	-18.2%
	11B-D	Other Forcible Sexual Offenses	3	13	-76.9%	21	33	-36.4%
	13A-C	Assault Offenses	185	166	11.4%	599	707	-15.3%
	13A	Aggravated Assault	48	42	14.3%	158	225	-29.8%
	13B	Simple Assault	110	95	15.8%	362	393	-7.9%
	13C	Intimidation	27	29	-6.9%	79	89	-11.2%
	36A-B	Sex Offenses, Nonforcible	0	0		0	6	-100.0%
	64A-B	Human Trafficking Offenses	0	0		1	1	0%
	100	Kidnapping / Abduction	4	3	33.3%	11	10	10.0%
Crimes Against Persons Subtotal			199	184	8.2%	648	773	-16.2%
NIBRS Group A Crimes Against Property	120	Robbery	4	4	0.0%	28	30	-6.7%
		Armed Robbery	2	3	-33.3%	10	17	-41.2%
		All Other Robbery	2	1	100.0%	18	13	38.5%
	200	Arson	3	2	50.0%	6	4	50.0%
	210	Extortion/Blackmail	0	0		0	0	
	220	Burglary/Breaking & Entering	35	32	9.4%	103	112	-8.0%
		1st Degree Residential Burglary	26	20	30.0%	74	76	-2.6%
		2nd Degree Business/Storage Burglary	9	12	-25.0%	29	36	-19.4%
	23A-H	Larceny/Theft Offenses	181	165	9.7%	636	653	-2.6%
	23 A-B	Pocket-Picking & Purse-Snatching	0	0		1	0	
	23C	Shoplifting	60	39	53.8%	186	162	14.8%
	23D	Theft from Building	0	0		0	1	-100.0%
	23E	Theft from Coin-Operated Machine	0	0		0	0	
	23F	Theft from Motor Vehicle	23	36	-36.1%	104	123	-15.4%
	23G	Theft of Motor Vehicle Parts	1	1	0.0%	4	12	-66.7%
	23H	All Other Larceny	97	89	9.0%	341	355	-3.9%
	240	Motor Vehicle Theft	19	33	-42.4%	63	109	-42.2%
	250	Counterfeiting/Forgery	12	19	-36.8%	48	61	-21.3%
	26A-G	Fraud Offenses	15	41	-63.4%	113	143	-21.0%
	270	Embezzlement	0	0		0	0	
280	Stolen Property	3	3	0.0%	13	9	44.4%	
290	Destruction/Vandalism of Property	88	130	-32.3%	297	439	-32.3%	
510	Bribery	0	0		0	0		
Crimes Against Property Subtotal			360	429	-16.1%	1307	1560	-16.2%
NIBRS Group A Crimes Against Society	35A-B	Drug/Narcotic Offenses	9	10	-10.0%	36	47	-23.4%
	35A	Drug/Narcotic Violations	7	7	0.0%	23	31	-25.8%
	35B	Drug Equipment Violations	2	3	-33.3%	13	16	-18.8%
	370	Pornography/Obscene Material	1	0		6	7	-14.3%
	39A-D	Gambling Offenses	0	0		0	0	
	40A-C	Prostitution Offenses	0	0		0	0	
	520	Weapon Law Violations	13	6	116.7%	33	36	-8.3%
	720	Animal Cruelty	1	2	-50.0%	5	6	-16.7%
Crimes Against Society Subtotal			24	18	33.3%	80	96	-16.7%
NIBRS Group A Total			583	631	-7.6%	2035	2429	-16.2%

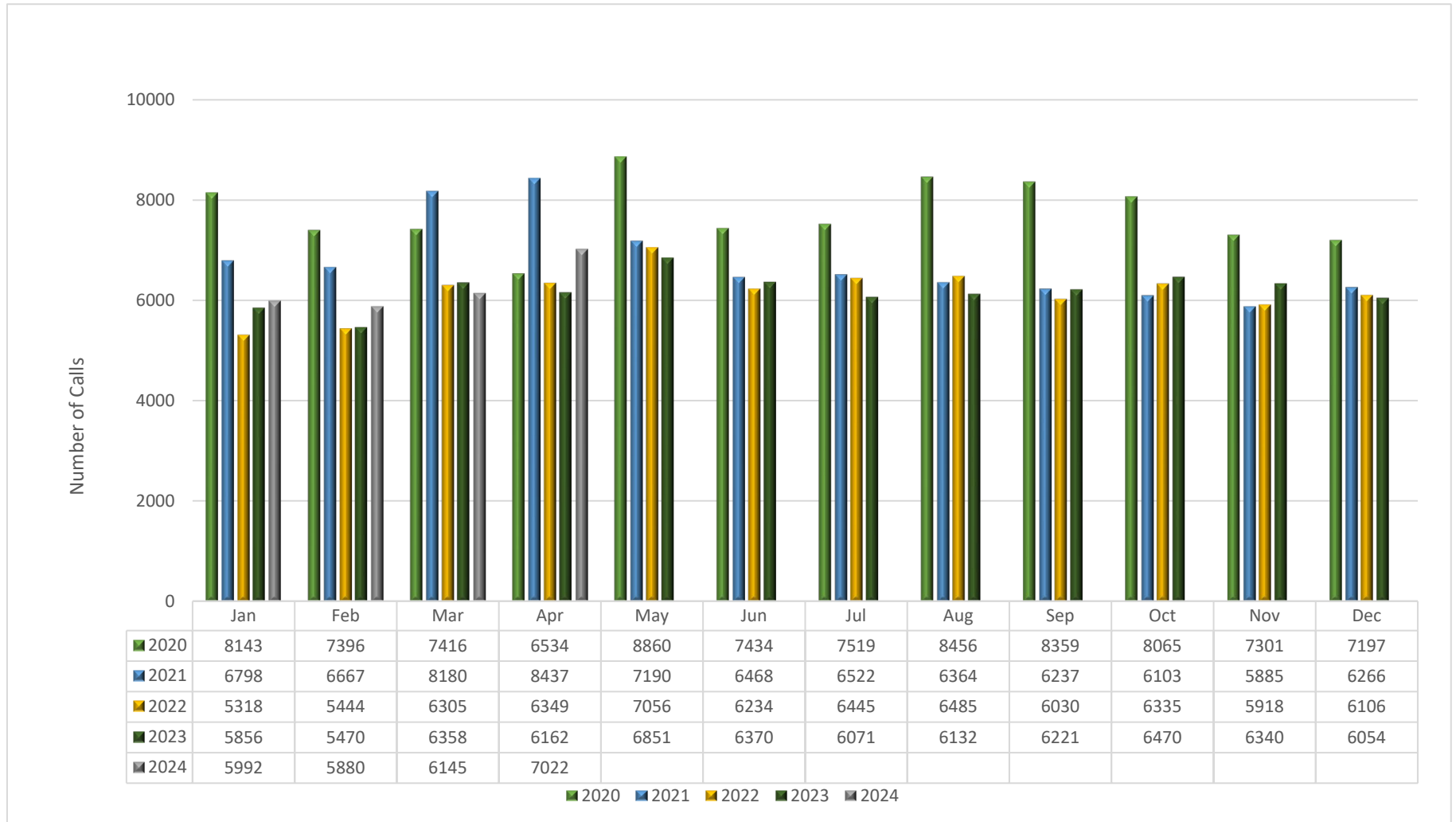
Albany Police Department NIBRS Annual Comparison

Type of Offense			Number of Incidents Reported					
			Apr 2024 Incidents	Apr 2023 Incidents	% Chg	2024 Year to Date	2023 Year to Date	% Chg
NIBRS Group B General Crimes	90A	Bad Checks	0	0		1	3	-66.7%
	90B	Curfew/Loitering/Vagrancy	2	3	-33.3%	11	12	-8.3%
	90C	Disorderly Conduct	63	76	-17.1%	218	297	-26.6%
	90D	Driving Under the Influence	13	8	62.5%	61	45	35.6%
	90F	Family Offenses, Nonviolent	30	28	7.1%	91	104	-12.5%
	90G	Liquor Law Violations	7	3	133.3%	23	24	-4.2%
	90J	Trespass of Real Property	28	26	7.7%	137	97	41.2%
	90Z	All Other Offenses	68	47	44.7%	210	174	20.7%
Group B Totals			211	191	10.5%	752	756	-0.5%
NIBRS Group A & B Totals			794	822	-3.4%	2787	3185	-12.5%



Calls for Service by Month

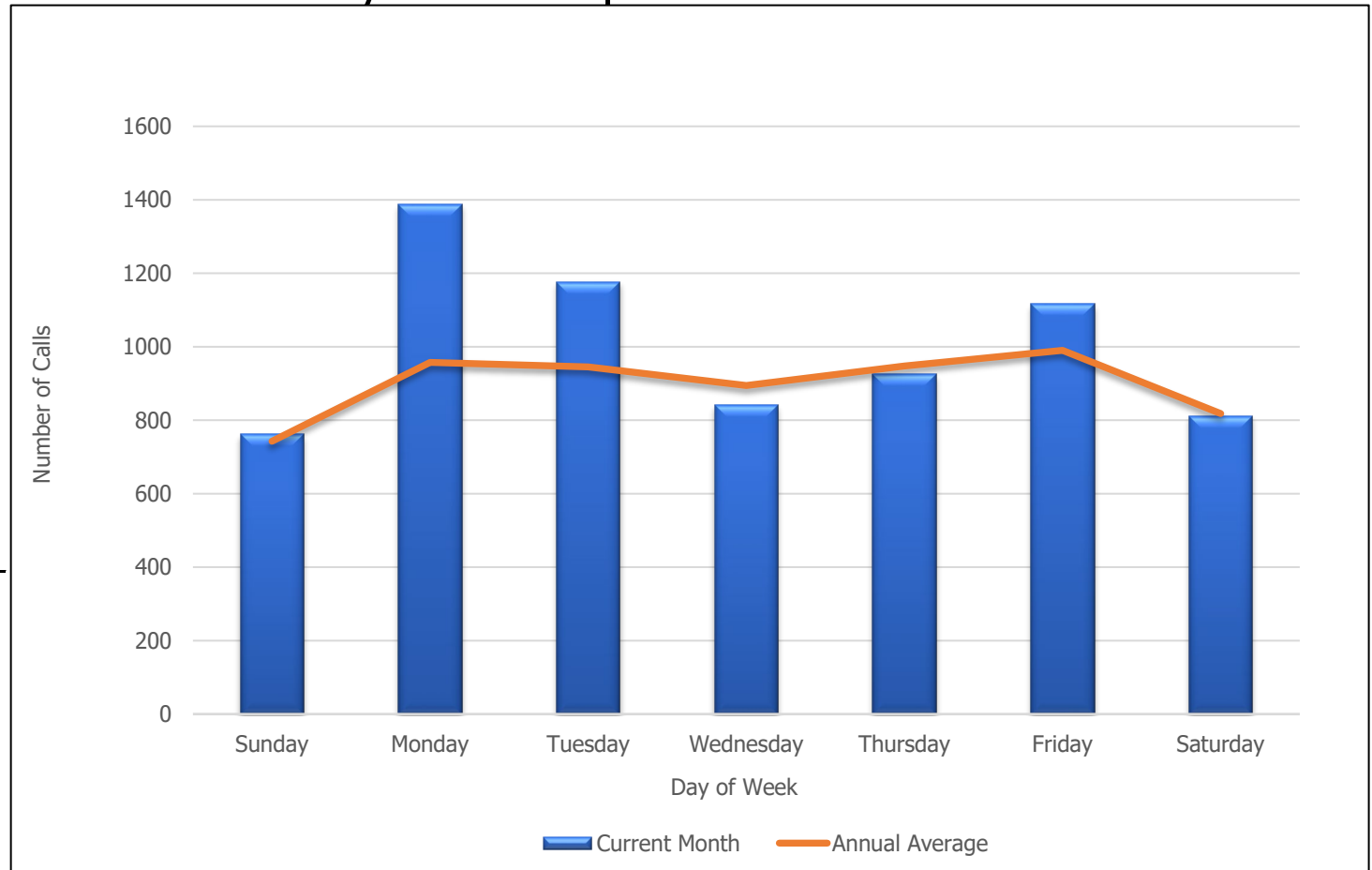
Albany Police Department



Monthly Calls for Service by Day of Week

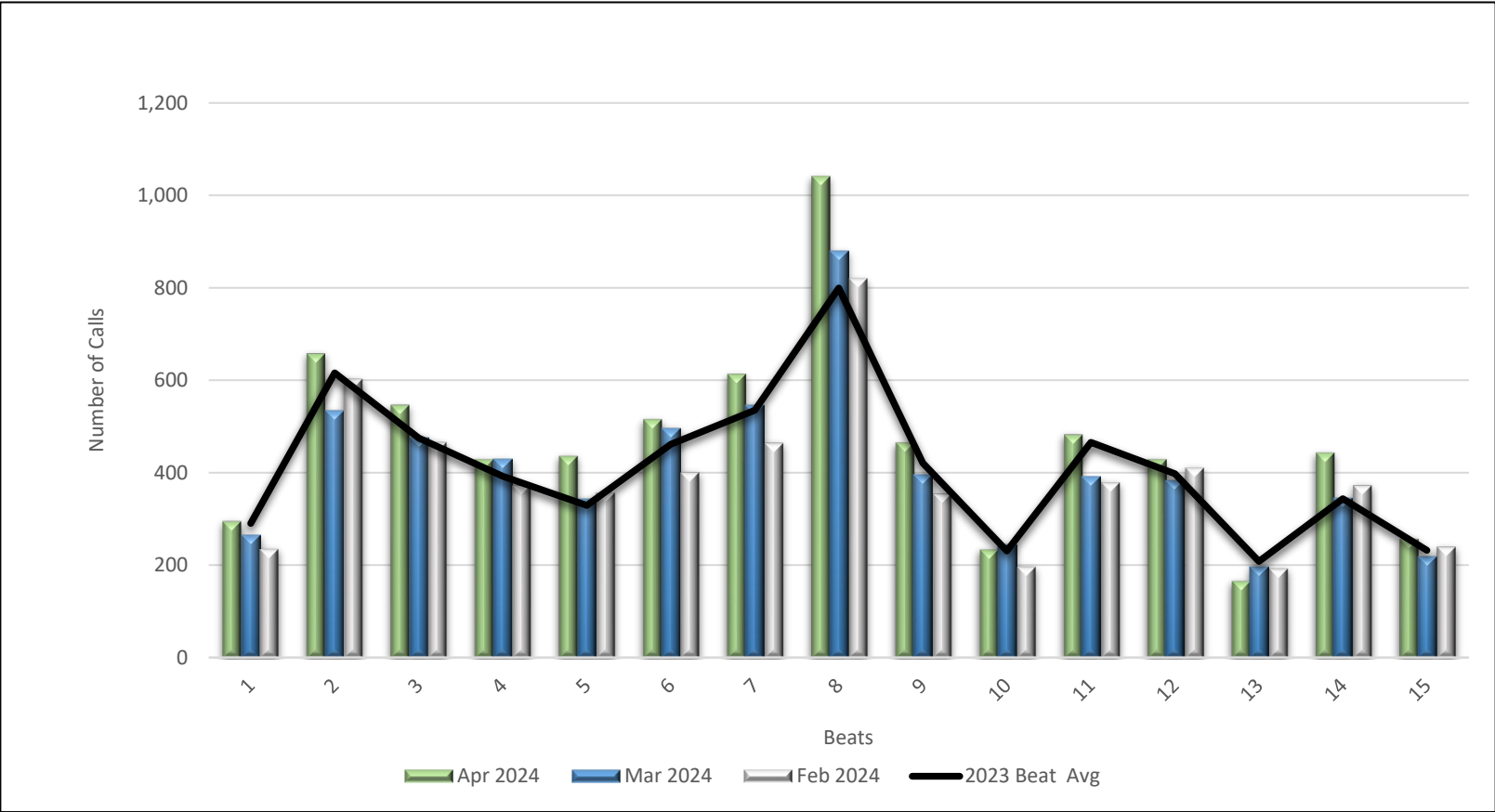
Albany Police Department

Calls For Service	
Day	Apr 2024
Sunday	762
Monday	1388
Tuesday	1177
Wednesday	841
Thursday	925
Friday	1117
Saturday	812
	<hr/>
	7022




Calls for Service by Beat

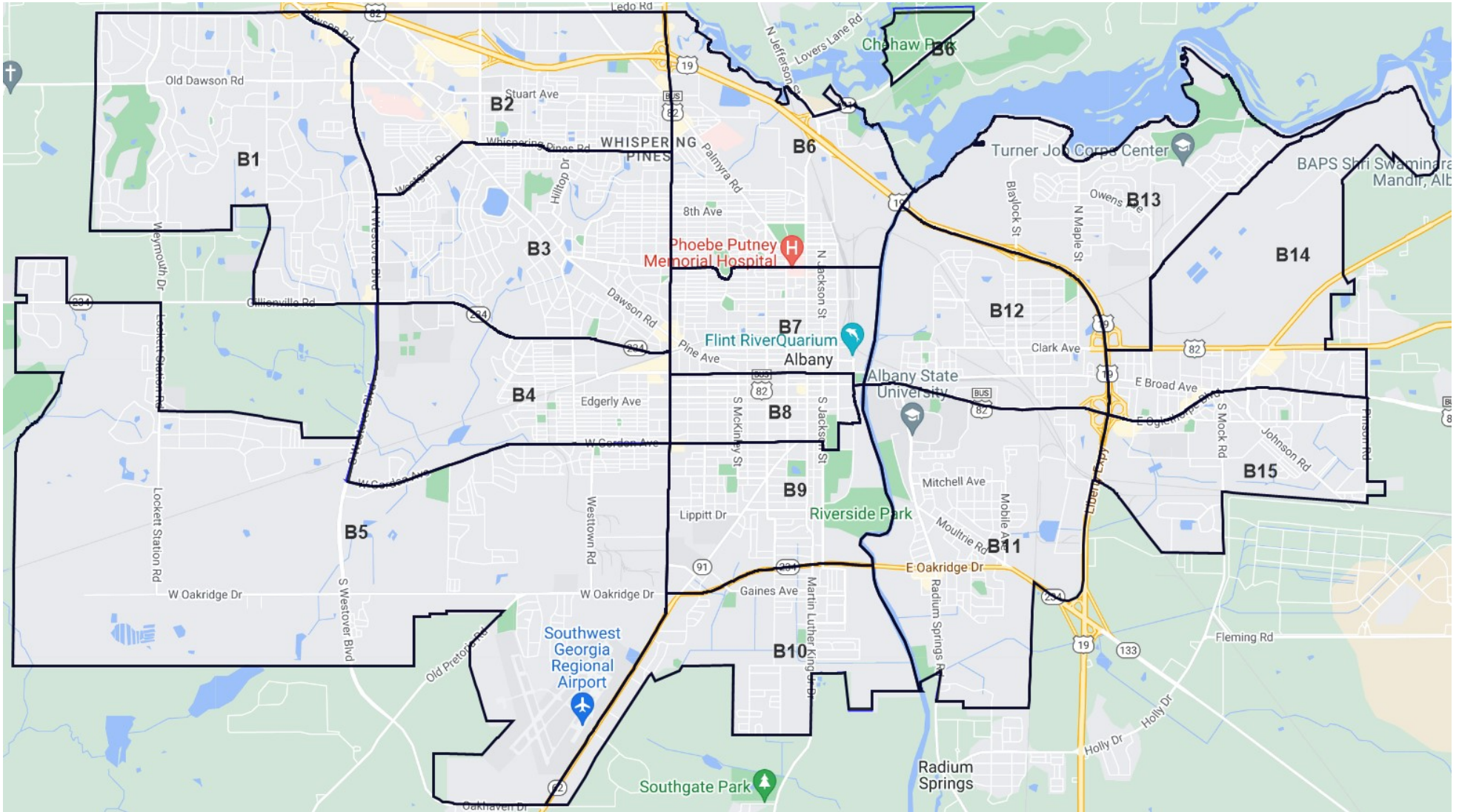
Albany Police Department



Beats	1	2	3	4	5	6	7	8	9	10	11	12	13	14	15
Apr 2024	296	658	547	430	437	516	614	1041	466	235	483	430	167	444	258
Mar 2024	265	534	477	429	343	496	546	881	395	244	391	383	197	345	219
Feb 2024	236	603	467	374	358	402	465	820	356	198	380	412	194	374	241
2023 Beat Avg	290	616	475	392	329	461	535	800	421	231	466	398	208	344	232



Albany Police Department Jurisdiction and Beats



Local Layers
Albany Police Beats