



Police Department

---

# May 2024 Crime Data

June 5, 2024

Prepared by:  
David Sparks, B.Sc., CCIA

*Numbers in this report may be updated from month to month as records updates occur.  
The information contained in this report is primarily raw data until calendar year reporting.*

Distribution:

City Manager  
Assistant City Managers  
Chief of Police  
Major – Criminal Investigations  
Major – Uniform  
Major – Support Services  
Investigations Captains  
Uniform Captains

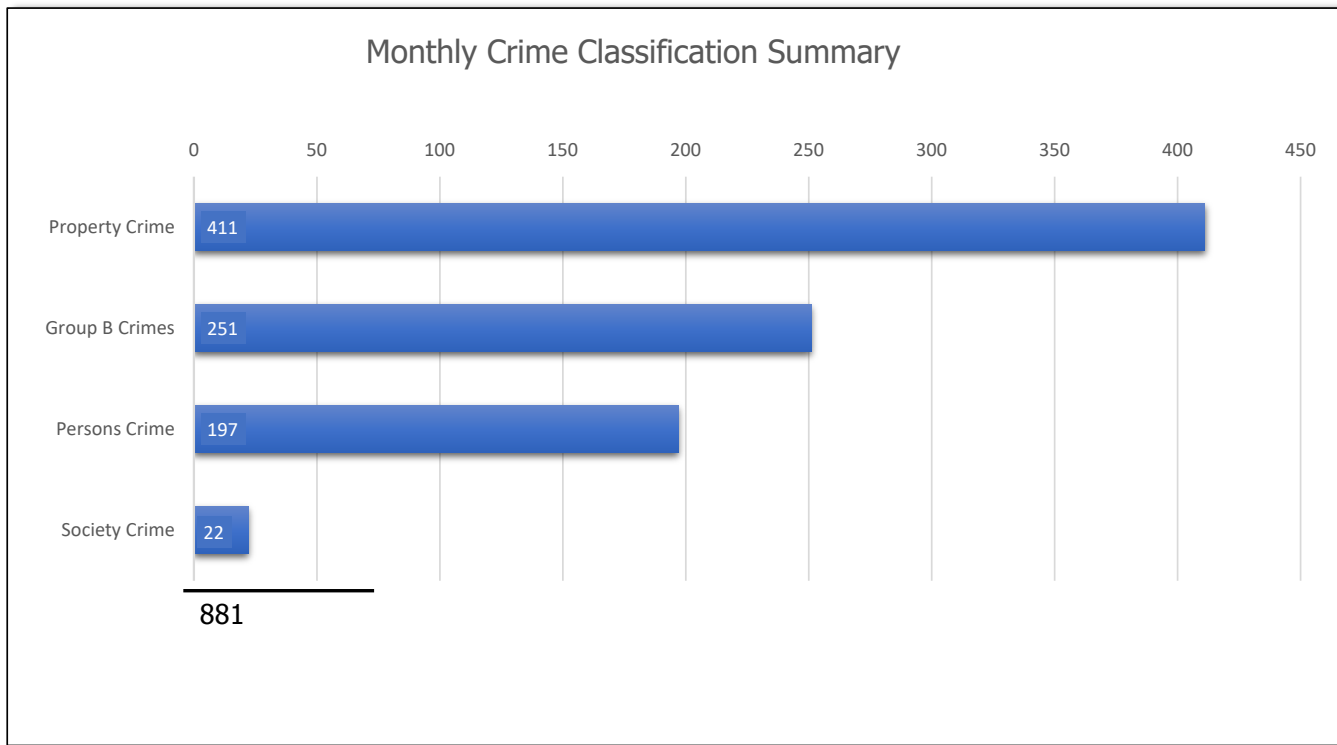
Professional Standards Captain  
Special Operations  
Gang Unit  
Accreditation Manager  
Family Protection  
Records Supervisor  
Planning & Research  
Training Supervisor

# Albany Police Department NIBRS Profile

Type of Offense			Number of Incidents Reported				
			May 2024 Incidents	May 2024 Cleared	Percent Cleared	Apr 2024 Incidents	Monthly Change
NIBRS Group A Crimes Against Persons	09A-B	Homicide Offenses	1	0	0%	4	▼3
	09A	Murder	1	0	0%	4	▼3
	09B	Negligent ManslSephter	0	0		0	
	11A-D	Sex Offenses	8	3	38%	6	▲2
	11A	Forcible Rape	1	0	0%	3	▼2
	11B-D	Other Forcible Sexual Offenses	7	3	43%	3	▲4
	13A-C	Assault Offenses	181	49	27%	185	▼4
	13A	Aggravated Assault	49	12	24%	48	▲1
	13B	Simple Assault	106	33	31%	110	▼4
	13C	Intimidation	26	4	15%	27	▼1
	36A-B	Sex Offenses, Nonforcible	1	0	0%	0	▲1
	64A-B	Human Trafficking Offenses	0	0		0	
	100	Kidnapping / Abduction	6	0	0%	4	▲2
<b>Crimes Against Persons Subtotal</b>			<b>197</b>	<b>52</b>	<b>26%</b>	<b>199</b>	<b>▼2</b>
NIBRS Group A Crimes Against Property	120	Robbery	6	0	0%	4	▲2
		Armed Robbery	2	0	0%	2	
		All Other Robbery	4	0	0%	2	▲2
	200	Arson	0	0		3	▼3
	210	Extortion/Blackmail	0	0		0	
	220	Burglary/Breaking & Entering	30	4	13%	35	▼5
		1st Degree Residential Burglary	18	3	17%	26	▼8
		2nd Degree Business/Storage Burglary	12	1	8%	9	▲3
	23A-H	Larceny/Theft Offenses	185	28	15%	181	▲4
	23 A-B	Pocket-Picking & Purse-Snatching	0	0		0	
	23C	Shoplifting	41	15	37%	60	▼19
	23D	Theft from Building	0	0		0	
	23E	Theft from Coin-Operated Machine	0	0		0	
	23F	Theft from Motor Vehicle	36	2	6%	23	▲13
	23G	Theft of Motor Vehicle Parts	1	0	0%	1	
	23H	All Other Larceny	107	11	10%	97	▲10
	240	Motor Vehicle Theft	31	5	16%	19	▲12
	250	Counterfeiting/Forgery	12	9	75%	12	
	26A-G	Fraud Offenses	42	1	2%	15	▲27
	270	Embezzlement	0	0		0	
280	Stolen Property	5	4	80%	3	▲2	
290	Destruction/Vandalism of Property	100	18	18%	88	▲12	
510	Bribery	0	0		0		
<b>Crimes Against Property Subtotal</b>			<b>411</b>	<b>69</b>	<b>17%</b>	<b>360</b>	<b>▲51</b>
NIBRS Group A Crimes Against Society	35A-B	Drug/Narcotic Offenses	16	10	63%	9	▲7
	35A	Drug/Narcotic Violations	7	4	57%	7	
	35B	Drug Equipment Violations	9	6	67%	2	▲7
	370	Pornography/Obscene Material	0	0		1	▼1
	39A-D	Gambling Offenses	0	0		0	
	40A-C	Prostitution Offenses	0	0		0	
	520	Weapon Law Violations	5	3	60%	13	▼8
	720	Animal Cruelty	1	0	0%	1	
<b>Crimes Against Society Subtotal</b>			<b>22</b>	<b>13</b>	<b>59%</b>	<b>24</b>	<b>▼2</b>
<b>NIBRS Group A Total</b>			<b>630</b>	<b>134</b>	<b>21%</b>	<b>583</b>	<b>▲47</b>

# Albany Police Department NIBRS Profile

Type of Offense			Number of Incidents Reported				
			May 2024 Incidents	May 2024 Cleared	Percent Cleared	Apr 2024 Incidents	Monthly Change
<b>NIBRS Group B General Crimes</b>	90A	Bad Checks	1	0	0%	0	▲1
	90B	Curfew/Loitering/Vagrancy	5	5	100%	2	▲3
	90C	Disorderly Conduct	76	40	53%	63	▲13
	90D	Driving Under the Influence	20	19	95%	13	▲7
	90F	Family Offenses, Nonviolent	34	15	44%	30	▲4
	90G	Liquor Law Violations	12	10	83%	7	▲5
	90J	Trespass of Real Property	36	21	58%	28	▲8
	90Z	All Other Offenses	67	37	55%	68	▼1
<b>Group B Totals</b>			<b>251</b>	<b>147</b>	<b>59%</b>	<b>211</b>	<b>▲40</b>
<b>NIBRS Group A &amp; B Totals</b>			<b>881</b>	<b>281</b>	<b>32%</b>	<b>794</b>	<b>▲87</b>

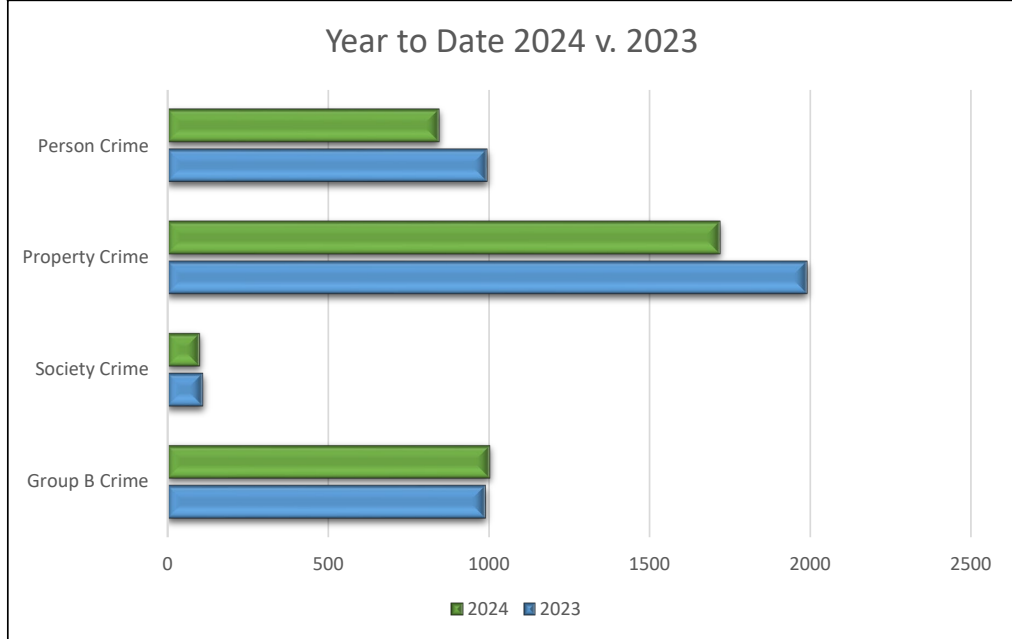
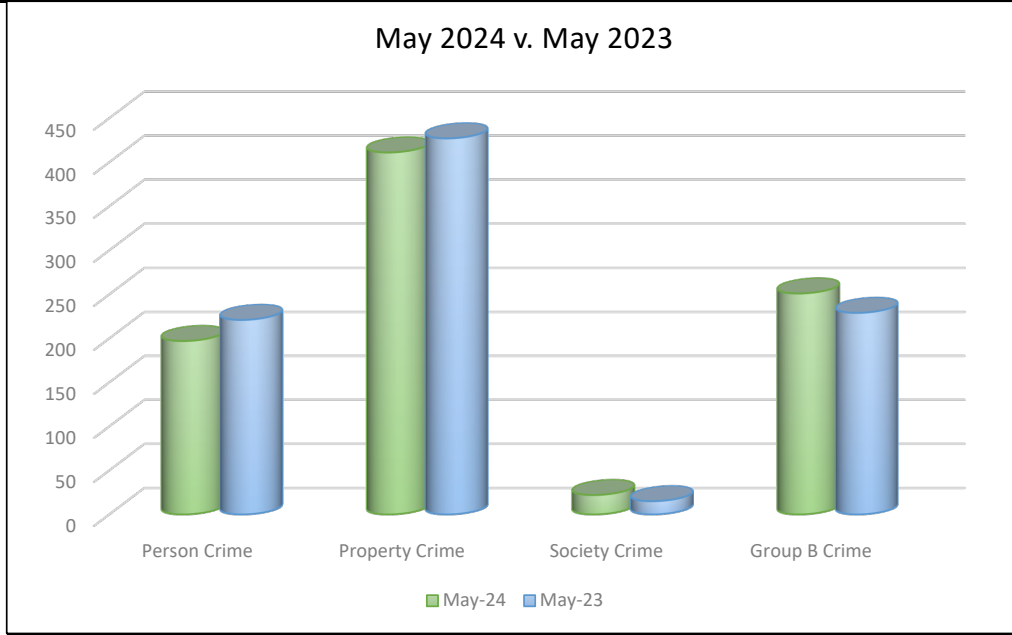


# Albany Police Department NIBRS Annual Comparison

Type of Offense			Number of Incidents Reported					
			May 2024 Incidents	May 2023 Incidents	% Chg	2024 Year to Date	2023 Year to Date	% Chg
<b>NIBRS Group A</b> Crimes Against Persons	09A-B	Homicide Offenses	1	1	0.0%	8	6	33.3%
	09A	Murder	1	1	0.0%	8	6	33.3%
	09B	Negligent ManslSephter	0	0		0	0	
	11A-D	Sex Offenses	8	6	33.3%	38	50	-24.0%
	11A	Forcible Rape	1	1	0.0%	10	12	-16.7%
	11B-D	Other Forcible Sexual Offenses	7	5	40.0%	28	38	-26.3%
	13A-C	Assault Offenses	181	212	-14.6%	780	920	-15.2%
	13A	Aggravated Assault	49	49	0.0%	207	274	-24.5%
	13B	Simple Assault	106	129	-17.8%	468	523	-10.5%
	13C	Intimidation	26	34	-23.5%	105	123	-14.6%
	36A-B	Sex Offenses, Nonforcible	1	0		1	6	-83.3%
	64A-B	Human Trafficking Offenses	0	0		1	1	0%
100	Kidnapping / Abduction	6	2	200.0%	17	12	41.7%	
<b>Crimes Against Persons Subtotal</b>			<b>197</b>	<b>221</b>	<b>-10.9%</b>	<b>845</b>	<b>995</b>	<b>-15.1%</b>
<b>NIBRS Group A</b> Crimes Against Property	120	Robbery	6	4	50.0%	34	34	0.0%
		Armed Robbery	2	3	-33.3%	12	20	-40.0%
		All Other Robbery	4	1	300.0%	22	14	57.1%
	200	Arson	0	0		6	4	50.0%
	210	Extortion/Blackmail	0	0		0	0	
	220	Burglary/Breaking & Entering	30	39	-23.1%	133	151	-11.9%
		1st Degree Residential Burglary	18	27	-33.3%	92	103	-10.7%
		2nd Degree Business/Storage Burglary	12	12	0.0%	41	48	-14.6%
	23A-H	Larceny/Theft Offenses	185	194	-4.6%	821	848	-3.2%
	23 A-B	Pocket-Picking & Purse-Snatching	0	0		1	0	
	23C	Shoplifting	41	46	-10.9%	227	208	9.1%
	23D	Theft from Building	0	0		0	1	-100.0%
	23E	Theft from Coin-Operated Machine	0	0		0	0	
	23F	Theft from Motor Vehicle	36	38	-5.3%	140	161	-13.0%
	23G	Theft of Motor Vehicle Parts	1	0		5	12	-58.3%
	23H	All Other Larceny	107	110	-2.7%	448	466	-3.9%
	240	Motor Vehicle Theft	31	20	55.0%	94	129	-27.1%
	250	Counterfeiting/Forgery	12	20	-40.0%	60	81	-25.9%
	26A-G	Fraud Offenses	42	30	40.0%	155	173	-10.4%
	270	Embezzlement	0	0		0	0	
280	Stolen Property	5	5	0.0%	18	14	28.6%	
290	Destruction/Vandalism of Property	100	115	-13.0%	397	554	-28.3%	
510	Bribery	0	0		0	0		
<b>Crimes Against Property Subtotal</b>			<b>411</b>	<b>427</b>	<b>-3.7%</b>	<b>1718</b>	<b>1988</b>	<b>-13.6%</b>
<b>NIBRS Group A</b> Crimes Against Society	35A-B	Drug/Narcotic Offenses	16	10	60.0%	52	58	-10.3%
	35A	Drug/Narcotic Violations	7	6	16.7%	30	37	-18.9%
	35B	Drug Equipment Violations	9	4	125.0%	22	21	4.8%
	370	Pornography/Obscene Material	0	0		6	7	-14.3%
	39A-D	Gambling Offenses	0	0		0	0	
	40A-C	Prostitution Offenses	0	0		0	0	
	520	Weapon Law Violations	5	5	0.0%	38	41	-7.3%
	720	Animal Cruelty	1	0		6	6	0.0%
<b>Crimes Against Society Subtotal</b>			<b>22</b>	<b>15</b>	<b>46.7%</b>	<b>102</b>	<b>112</b>	<b>-8.9%</b>
<b>NIBRS Group A Total</b>			<b>630</b>	<b>663</b>	<b>-5.0%</b>	<b>2665</b>	<b>3095</b>	<b>-13.9%</b>

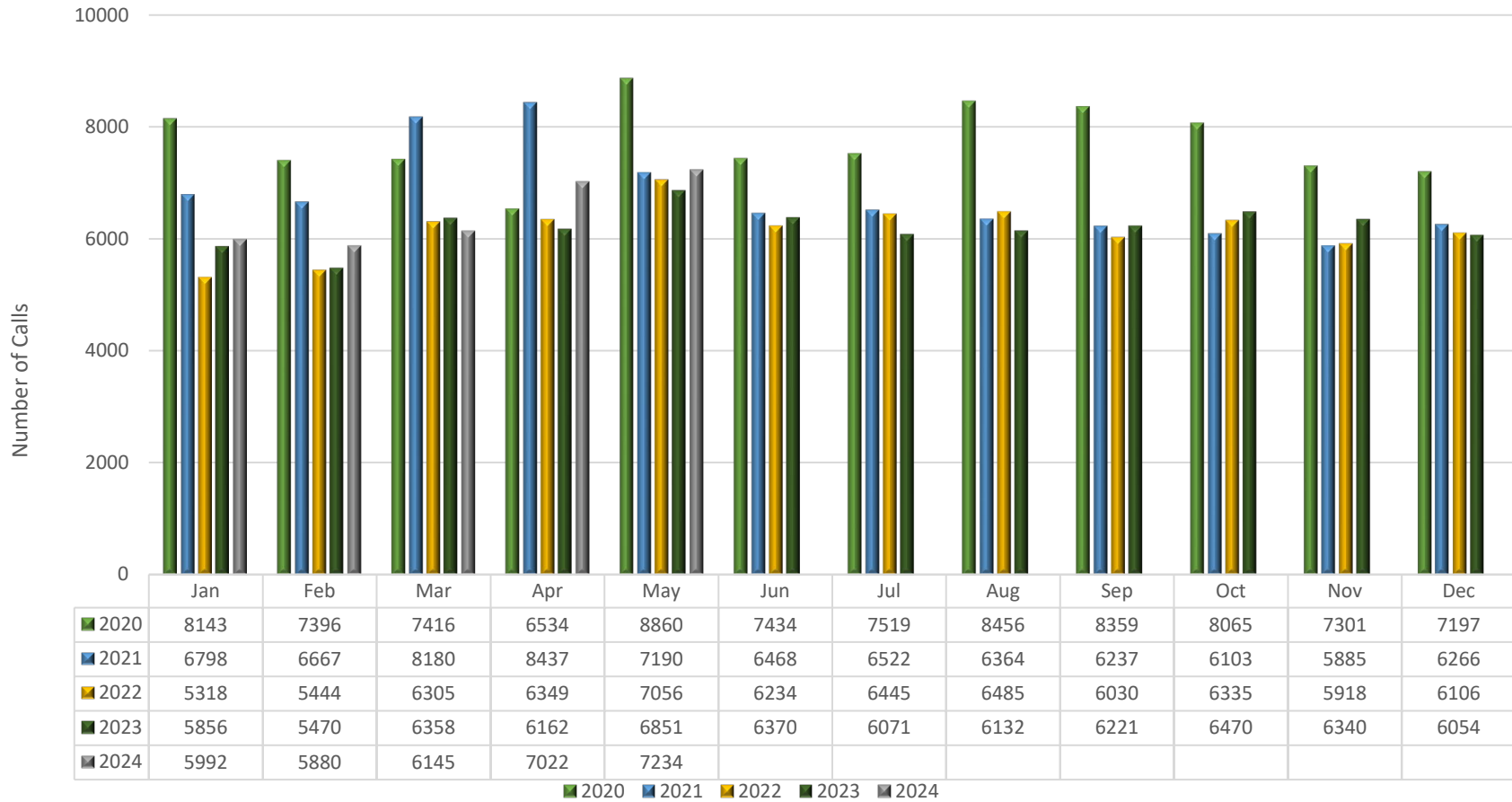
# Albany Police Department NIBRS Annual Comparison

Type of Offense			Number of Incidents Reported					
			May 2024 Incidents	May 2023 Incidents	% Chg	2024 Year to Date	2023 Year to Date	% Chg
<b>NIBRS Group B General Crimes</b>	90A	Bad Checks	1	0		2	3	-33.3%
	90B	Curfew/Loitering/Vagrancy	5	1	400.0%	16	13	23.1%
	90C	Disorderly Conduct	76	94	-19.1%	294	393	-25.2%
	90D	Driving Under the Influence	20	13	53.8%	81	59	37.3%
	90F	Family Offenses, Nonviolent	34	32	6.3%	125	136	-8.1%
	90G	Liquor Law Violations	12	5	140.0%	35	29	20.7%
	90J	Trespass of Real Property	36	42	-14.3%	173	139	24.5%
	90Z	All Other Offenses	67	41	63.4%	277	215	28.8%
<b>Group B Totals</b>			<b>251</b>	<b>229</b>	<b>9.6%</b>	<b>1003</b>	<b>990</b>	<b>1.3%</b>
<b>NIBRS Group A &amp; B Totals</b>			<b>881</b>	<b>892</b>	<b>-1.2%</b>	<b>3668</b>	<b>4085</b>	<b>-10.2%</b>



# Calls for Service by Month

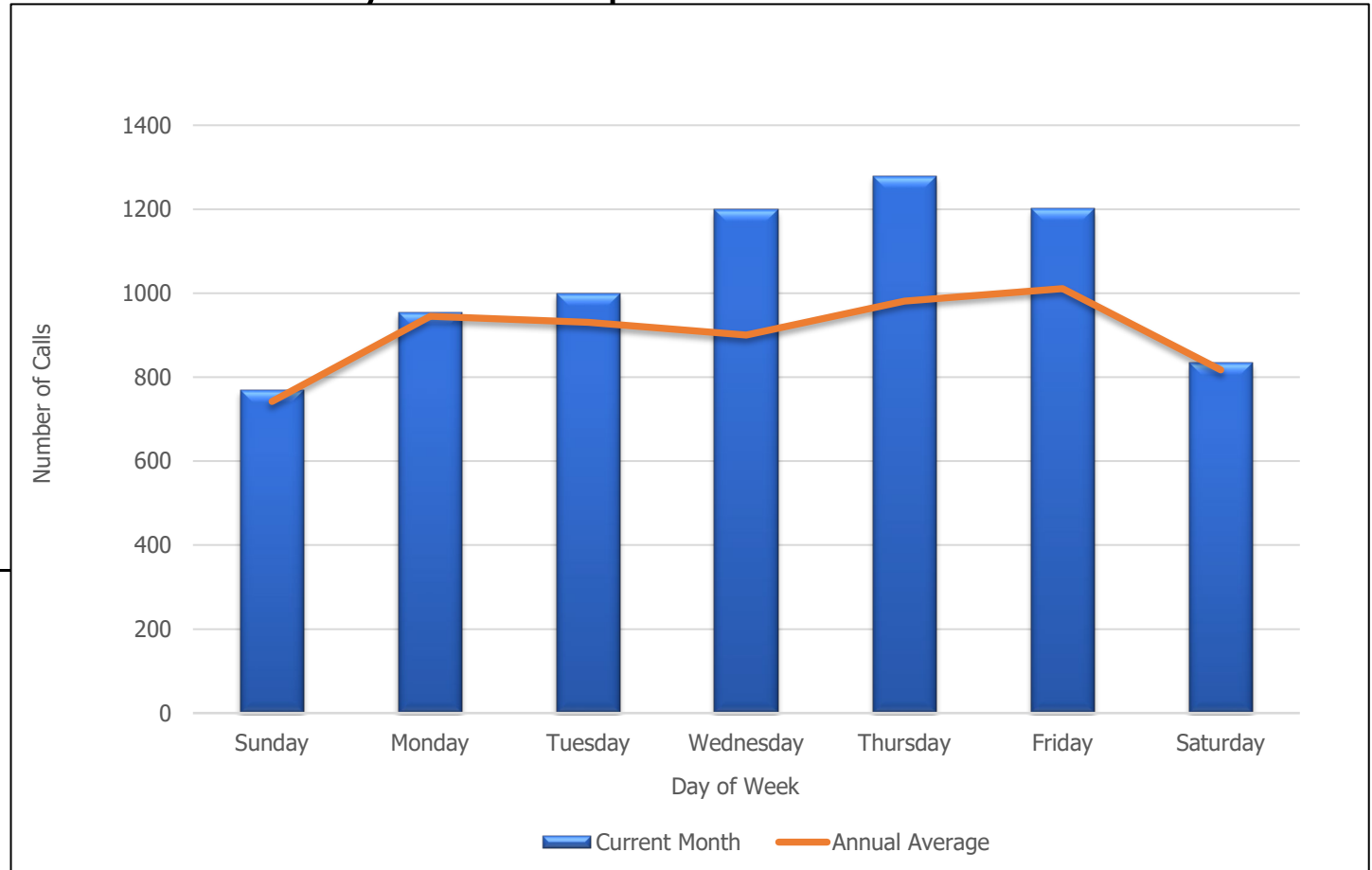
## Albany Police Department



# Monthly Calls for Service by Day of Week

## Albany Police Department

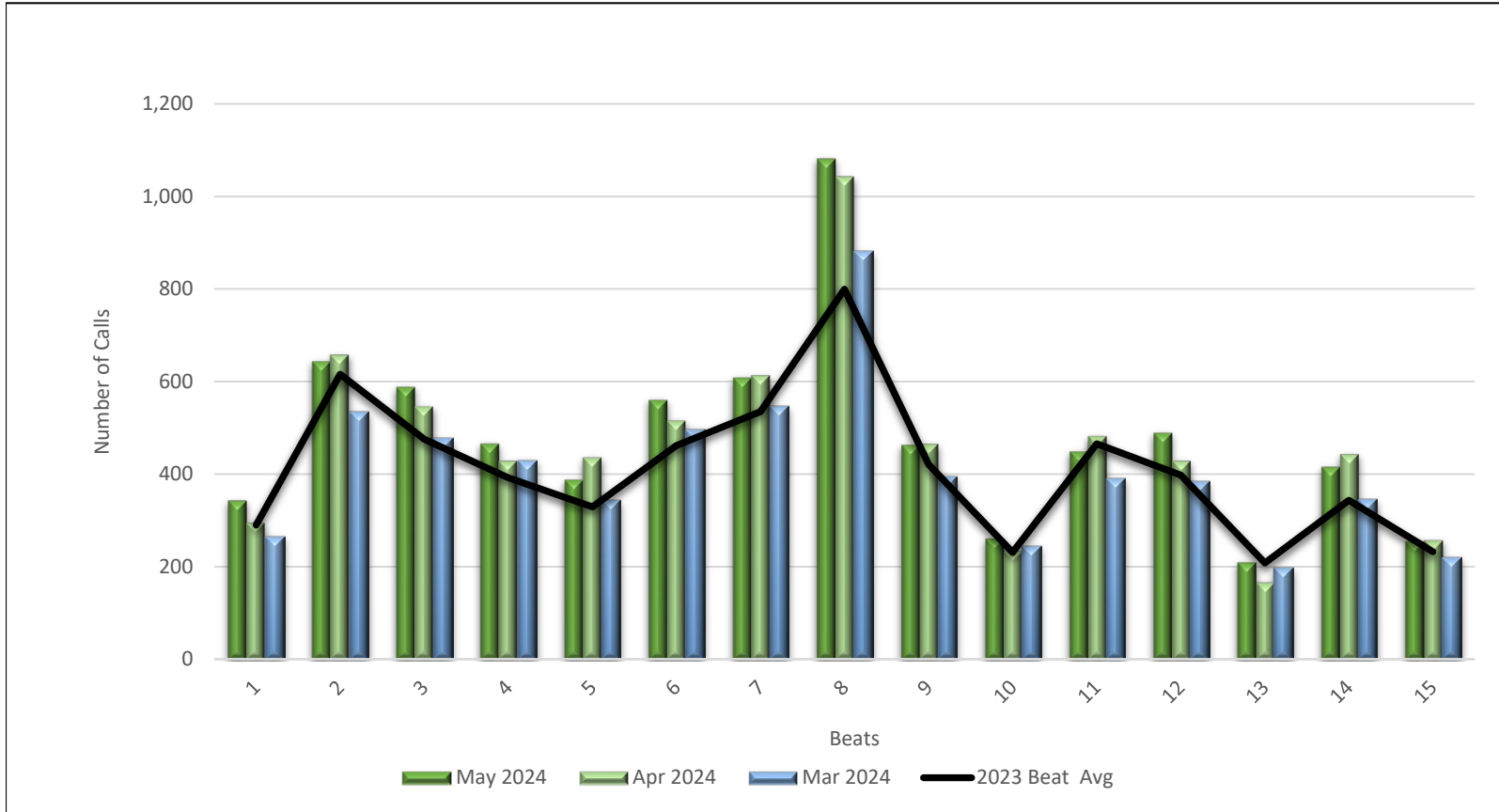
<b>Calls For Service</b>	
<b>Day</b>	<b>May 2024</b>
Sunday	768
Monday	954
Tuesday	999
Wednesday	1199
Thursday	1279
Friday	1201
Saturday	834
	<hr/>
	7234





# Calls for Service by Beat

## Albany Police Department



Beats	1	2	3	4	5	6	7	8	9	10	11	12	13	14	15
May 2024	344	644	589	467	389	561	609	1081	464	262	450	490	211	417	256
Apr 2024	296	658	547	430	437	516	614	1041	466	235	483	430	167	444	258
Mar 2024	265	534	477	429	343	496	546	881	395	244	391	383	197	345	219
2023 Beat Avg	290	616	475	392	329	461	535	800	421	231	466	398	208	344	232

