





Albany Fire Department

Nozzle's
Fire Safety Tips
Coloring Book
By: Captain T.E. Denby

Hi! I'M NOZZLE THE FIRE FIGHTING TURTLE.
I HAVE IMPORTANT FIRE SAFETY TIPS TO SHARE.





FIRE FIGHTERS ARE YOUR FRIENDS!

SMOKE DETECTORS SAVE LIVES





DIAL 911 FOR ANY EMERGENCY

911



NOZZLE

DON'T PLAY WITH MATCHES OR LIGHTERS




HAVE TWO WAYS OUT!

IF THE DOOR FEELS
HOT!



YOU MAY HAVE TO
USE THE
WINDOW!



**GET OUT
STAY OUT**




IF YOUR CLOTHES CATCH ON FIRE

STOP



**DROP
AND**



ROLL

NOZZLE'S 4TH OF JULY FIRE SAFETY
TIPS.

FIREWORKS ARE NOT TOYS!




**DON'T PLAY WITH
FIRE CRACKERS!**





NOZZLES
HALLOWEEN
FIRE
SAFETY
TIP

USE FLASHLIGHTS
NOT CANDLES



**NOZZLE'S THANKSGIVING
FIRE SAFETY TIP.**

**STAY AWAY FROM
STOVES!**




NOZZLE'S CHRISTMAS FIRE SAFETY TIP

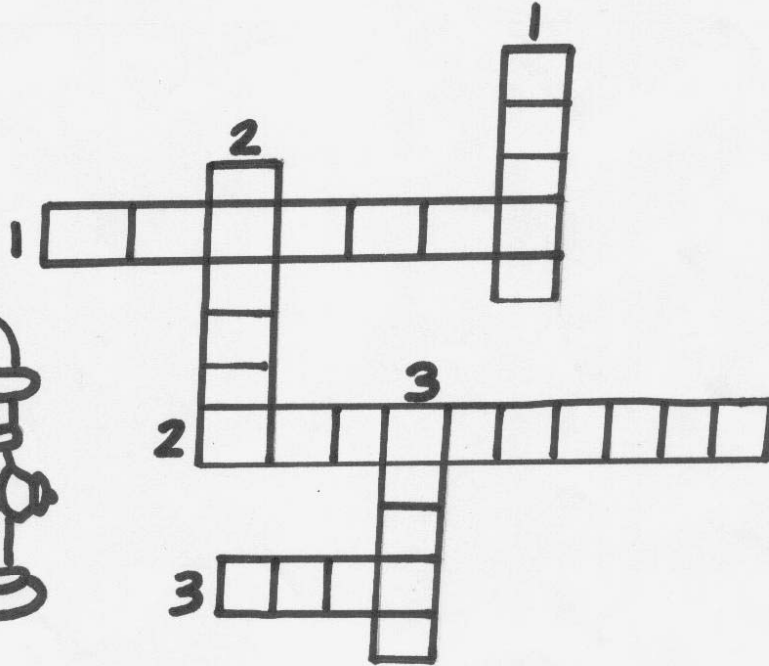
KEEP DECORATIONS
AWAY FROM HEAT!



PLAY IT SAFE!
REMEMBER NOZZLE'S
FIRE SAFETY TIPS!



USING THE CROSSWORD PUZZLE
IDENTIFY PROTECTIVE CLOTHING
WORN BY A FIREFIGHTER!



DOWN

1. FIREFIGHTERS WEAR THESE ON THEIR FEET.
2. FIREFIGHTERS WEAR THESE ON THEIR HANDS.
3. FIREFIGHTERS WEAR THESE TO PROTECT THEIR LEGS.

ACROSS

1. FIREFIGHTERS WEAR THIS TO PROTECT THEIR HEAD
2. THESE HOLD UP FIREFIGHTERS PANTS.
3. THIS PROTECTS FIREFIGHTERS CHEST AND ARMS.

ACROSS 1. HELMET 2. SUSPENDERS 3. COAT

ANSWERS - DOWN - 1. BOOTS 2. GLOVES 3. PANTS

CONNECT THE DOTS TO COMPLETE THE FIRE HELMET AND AXE.

