



Police Department

November 2018 Crime Data

December 6, 2018

Prepared by:
David Sparks, CCIA

*Numbers in this report may be updated from month to month as records updates occur.
The information contained in this report is primarily raw data until calendar year reporting.*

Distribution:

City Manager
Assistant City Managers
Chief of Police
Assistant Chief of Police
Major – Criminal Investigations
Major – Uniform
Major – Support Services
Investigations Captain
Uniform Captains

Professional Standards Lieutenant
Special Operations
Gang Unit
Accreditation Manager
Family Protection
Records Supervisor
Planning & Research
Training Supervisor

Monthly Part I Crimes

Albany Police Department

Part I Crimes Committed During the Month of November 2018 with Comparisons of November 2017 & 2016								
Actual Offenses	2018 Month to Month		2017 Month to Month		+/- Change		+/- Change	
	November 2018	November 2017	#	%	November 2018	November 2016	#	%
Offenses Committed								
Murder	2	0	2	*NC	2	0	2	*NC
Rape	5	5	0	0.00	5	3	2	66.67
Robbery	8	10	-2	-20.00	8	18	-10	-55.56
Aggravated Assault	39	47	-8	-17.02	39	44	-5	-11.36
Violent Crime Total	54	62	-8	-12.90	54	65	-11	-16.92
Burglary	75	62	13	20.97	75	55	20	36.36
Larceny	210	239	-29	-12.13	210	192	18	9.38
Auto Theft	25	10	15	150.00	25	9	16	177.78
Arson	2	0	2	*NC	2	2	0	0.00
Property Crime Total	312	311	1	0.32	312	258	54	20.93
Crime Trend Total	366	373	-7	-1.88	366	323	43	13.31

Part I Case Clearances During the Month of November 2018 with Comparisons of November 2017 & 2016									
Offenses Cleared	2018 November			2017 November			2016 November		
	# Cleared	# Cleared	# Cleared	# Cleared	# Cleared	# Cleared	% Cleared	% Cleared	% Cleared
Murder	2	1	1	2	1	1	100.00%	*NC	*NC
Rape	3	1	0	3	1	0	60.00%	20.00%	0.00%
Robbery	1	1	7	1	1	7	12.50%	10.00%	38.89%
Aggravated Assault	20	18	21	20	18	21	51.28%	38.30%	47.73%
Violent Crime Cleared	26	21	29	26	21	29	48.15%	33.87%	44.62%
Burglary	9	8	7	9	8	7	12.00%	12.90%	12.73%
Larceny	55	52	46	55	52	46	26.19%	21.76%	23.96%
Auto Theft	7	6	3	7	6	3	28.00%	60.00%	33.33%
Arson	0	0	1	0	0	1	0.00%	*NC	50.00%
Property Crime Cleared	71	66	57	71	66	57	22.76%	21.22%	22.09%
Clearance Total	97	87	86	97	87	86	26.50%	23.32%	26.63%

* The Crime Trend and Clearance Totals do not include percentages for numbers not divisible by 0.

Year to Date Part I Crimes

Albany Police Department

Part I Crimes Committed Year-to-date as of November 2018 with Comparisons of November 2017 & 2016

Actual Offenses	2018		2017		+/- Change		2018		2016		+/- Change	
	Year to Date		Year to Date				Year to Date		Year to Date			
Offenses Committed	November 2018	November 2017	#	%	November 2018	November 2016	#	%	November 2018	November 2016	#	%
Murder	14	21	-7	-33.33	14	13	1	7.69	14	13	1	7.69
Rape	28	26	2	7.69	28	21	7	33.33	28	21	7	33.33
Robbery	101	135	-34	-25.19	101	192	-91	-47.40	101	192	-91	-47.40
Aggravated Assault	583	592	-9	-1.52	583	587	-4	-0.68	583	587	-4	-0.68
Violent Crime Total	726	774	-48	-6.20	726	813	-87	-10.70	726	813	-87	-10.70
Burglary	677	804	-127	-15.80	677	793	-116	-14.63	677	793	-116	-14.63
Larceny	2414	2745	-331	-12.06	2414	2324	90	3.87	2414	2324	90	3.87
Auto Theft	218	141	77	54.61	218	132	86	65.15	218	132	86	65.15
Arson	20	20	0	0.00	20	20	0	0.00	20	20	0	0.00
Property Crime Total	3329	3710	-381	-10.27	3329	3269	60	1.84	3329	3269	60	1.84
Crime Trend Total	4055	4484	-429	-9.57	4055	4082	-27	-0.66	4055	4082	-27	-0.66

Part I Case Clearances Year-to-date as of November 2018 with Comparisons of November 2017 & 2016

Offenses Cleared	2018	2017	2016	2018	2017	2016
	YTD # Cleared	YTD # Cleared	YTD # Cleared	YTD % Cleared	YTD % Cleared	YTD % Cleared
Murder	10	20	12	71.43%	95.24%	92.31%
Rape	8	18	11	28.57%	69.23%	52.38%
Robbery	29	47	61	28.71%	34.81%	31.77%
Aggravated Assault	219	222	199	37.56%	37.50%	33.90%
Violent Crime Cleared	266	307	283	36.64%	39.66%	34.81%
Burglary	100	119	147	14.77%	14.80%	18.54%
Larceny	459	549	440	19.01%	20.00%	18.93%
Auto Theft	51	52	40	23.39%	36.88%	30.30%
Arson	4	1	2	20.00%	5.00%	10.00%
Property Crime Cleared	614	721	629	18.44%	19.43%	19.24%
Clearance Total	880	1028	912	21.70%	22.93%	22.34%

* The Crime Trend and Clearance Totals do not include percentages for numbers not divisible by 0.

Monthly Part II Crimes and Ordinance Violations

Albany Police Department

Part II Crime Comparison of November 2018 with Previous Year/Month								
Part II Crimes	Nov 2018	Nov 2017	+/- #	Change %	Nov 2018	Oct 2018	+/- #	Change %
Other Assaults	37	56	-19	-33.93	37	45	-8	-17.78
Forgery & Counterfeiting	10	18	-8	-44.44	10	6	4	66.67
Fraud	16	12	4	33.33	16	13	3	23.08
Embezzlement	9	5	4	80.00	9	3	6	200.00
Stolen Property: Buying, Receiving	9	7	2	28.57	9	8	1	12.50
Vandalism	127	124	3	2.42	127	176	-49	-27.84
Weapons: Carrying, Possessing	5	5	0	0.00	5	4	1	25.00
Prostitution	0	1	-1	-100.00	0	0	0	*NC
Sex Offenses	7	4	3	75.00	7	6	1	16.67
Drug Abuse Violations	19	30	-11	-36.67	19	7	12	171.43
Gambling	0	0	0	*NC	0	0	0	*NC
Offenses Against Family & Children	71	98	-27	-27.55	71	97	-26	-26.80
Driving Under the Influence	5	8	-3	-37.50	5	7	-2	-28.57
Liquor Laws	0	0	0	*NC	0	0	0	*NC
Drunkenness	1	2	-1	-50.00	1	1	0	0.00
Disorderly Conduct	97	106	-9	-8.49	97	97	0	0.00
Vagrancy	2	1	1	100.00	2	3	-1	-33.33
All Other Offenses	1	3	-2	-66.67	1	2	-1	-50.00
Suspicion	0	0	0	*NC	0	0	0	*NC
Curfew and Loitering (under 18)	0	0	0	*NC	0	2	-2	-100.00
Runaways (under 18)	2	4	-2	-50.00	2	2	0	0.00
	0				0			
Total Part II Crime	418	484	-66	-13.64	418	479	-61	-12.73

Local Ordinance Violation Comparison of November 2018 with Previous Year/Month								
Local Ordinance	Nov 2018	Nov 2017	+/- #	Change %	Nov 2018	Oct 2018	+/- #	Change %
Truancy	0	1	-1	-100.00	0	1	-1	-100.00
Saggy Pants	2	2	0	0.00	2	2	0	0.00
Panhandling	1	1	0	0.00	1	1	0	0.00
Noise	0	0	0	*NC	0	1	-1	-100.00
Animal Control	14	16	-2	-12.50	14	6	8	133.33
All Other	39	41	-2	-4.88	39	65	-26	-40.00
Missing Persons	15	17	-2	-11.76	15	12	3	25.00
Local Ordinance	71	78	-7	-8.97	71	88	-17	-19.32

** The Crime Trend and Clearance Totals do not include percentages for numbers not able to be divided by 0.

Year to Date Part II Crime and Ordinance Violations Albany Police Department

Part II Crime 2018 Year to Date Vs. 2017 & 2016 Year to Date								
Part II Crimes	YTD 2018	YTD 2017	+/- #	Change %	YTD 2018	YTD 2016	+/- #	Change %
Other Assaults	402	429	-27	-6.29	402	323	79	24.46
Forgery & Counterfeiting	121	150	-29	-19.33	121	148	-27	-18.24
Fraud	204	218	-14	-6.42	204	244	-40	-16.39
Embezzlement	55	47	8	17.02	55	20	35	175.00
Stolen Property: Buying, Receiving	94	78	16	20.51	94	153	-59	-38.56
Vandalism	1558	1586	-28	-1.77	1558	1517	41	2.70
Weapons: Carrying, Possessing	50	56	-6	-10.71	50	48	2	4.17
Prostitution	1	1	0	0.00	1	0	1	*NC
Sex Offenses	69	53	16	30.19	69	58	11	18.97
Drug Abuse Violations	229	256	-27	-10.55	229	372	-143	-38.44
Gambling	0	0	0	*NC	0	0	0	*NC
Offenses Against Family & Children	978	944	34	3.60	978	759	219	28.85
Driving Under the Influence	72	84	-12	-14.29	72	82	-10	-12.20
Liquor Laws	59	65	-6	-9.23	59	93	-34	-36.56
Drunkenness	5	4	1	25.00	5	2	3	150.00
Disorderly Conduct	1171	1170	1	0.09	1171	1258	-87	-6.92
Vagrancy	40	28	12	42.86	40	24	16	66.67
All Other Offenses	26	33	-7	-21.21	26	139	-113	-81.29
Suspicion	0	0	0	*NC	0	0	0	*NC
Curfew and Loitering (under 18)	5	7	-2	-28.57	5	6	-1	-16.67
Runaways (under 18)	40	34	6	17.65	40	38	2	5.26
Total Part II Crime	5179	5243	-64	-1.22	5179	5284	-105	-1.99

Local Ordinance Violations 2018 Year to Date Vs. 2017 & 2016 Year to Date								
Part II Crimes	YTD 2018	YTD 2017	+/- #	Change %	YTD 2018	YTD 2016	+/- #	Change %
Truancy	3	5	-2	-40.00	3	7	-4	-57.14
Saggy Pants	67	40	27	67.50	67	83	-16	-19.28
Panhandling	37	12	25	208.33	37	34	3	8.82
Noise	3	0	3	*NC	3	4	-1	-25.00
Animal Control	133	193	-60	-31.09	133	152	-19	-12.50
All Other	583	478	105	21.97	583	364	219	60.16
Missing Persons	161	171	-10	-5.85	161	201	-40	-19.90
Total Part II Crime	987	899	88	9.79	987	845	142	16.80

** The Crime Trend and Clearance Totals do not include percentages for numbers not able to be divided by 0.

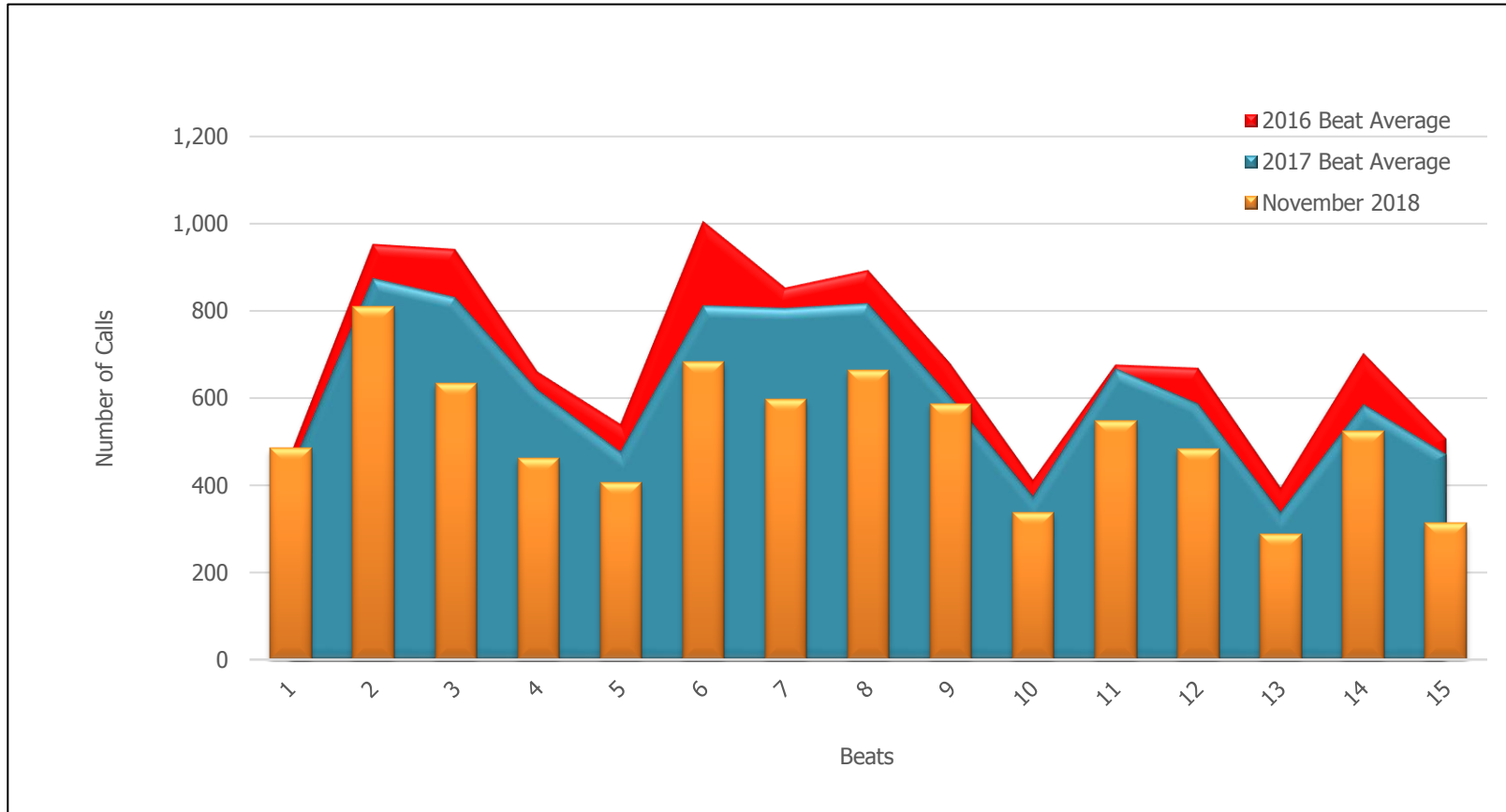
Calls for Service by Month

Albany Police Department



Calls for Service by Beat

Albany Police Department

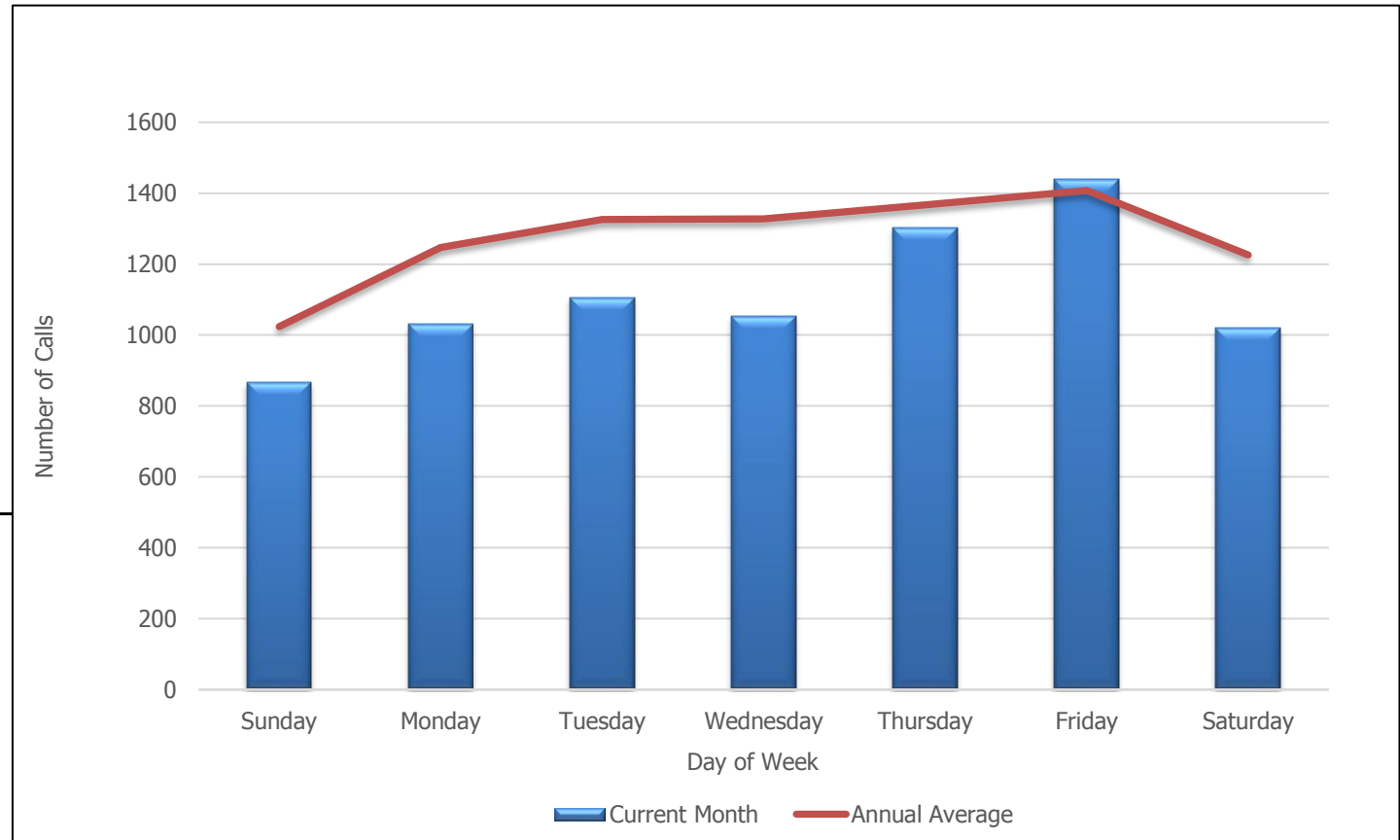


Beats	1	2	3	4	5	6	7	8	9	10	11	12	13	14	15
November 2018	486	810	633	462	405	683	597	663	587	336	548	484	289	523	314
2016 Beat Average	468	953	941	660	540	1005	852	893	678	412	676	669	394	703	507
2017 Beat Average	436	876	832	619	477	813	807	818	604	375	669	587	339	587	472

Monthly Calls for Service by Day of Week

Albany Police Department

Calls For Service	
Day	Nov 2018
Sunday	866
Monday	1031
Tuesday	1106
Wednesday	1054
Thursday	1303
Friday	1440
Saturday	1020
	<hr/>
	7820



Incidents by Hour

Albany Police Department

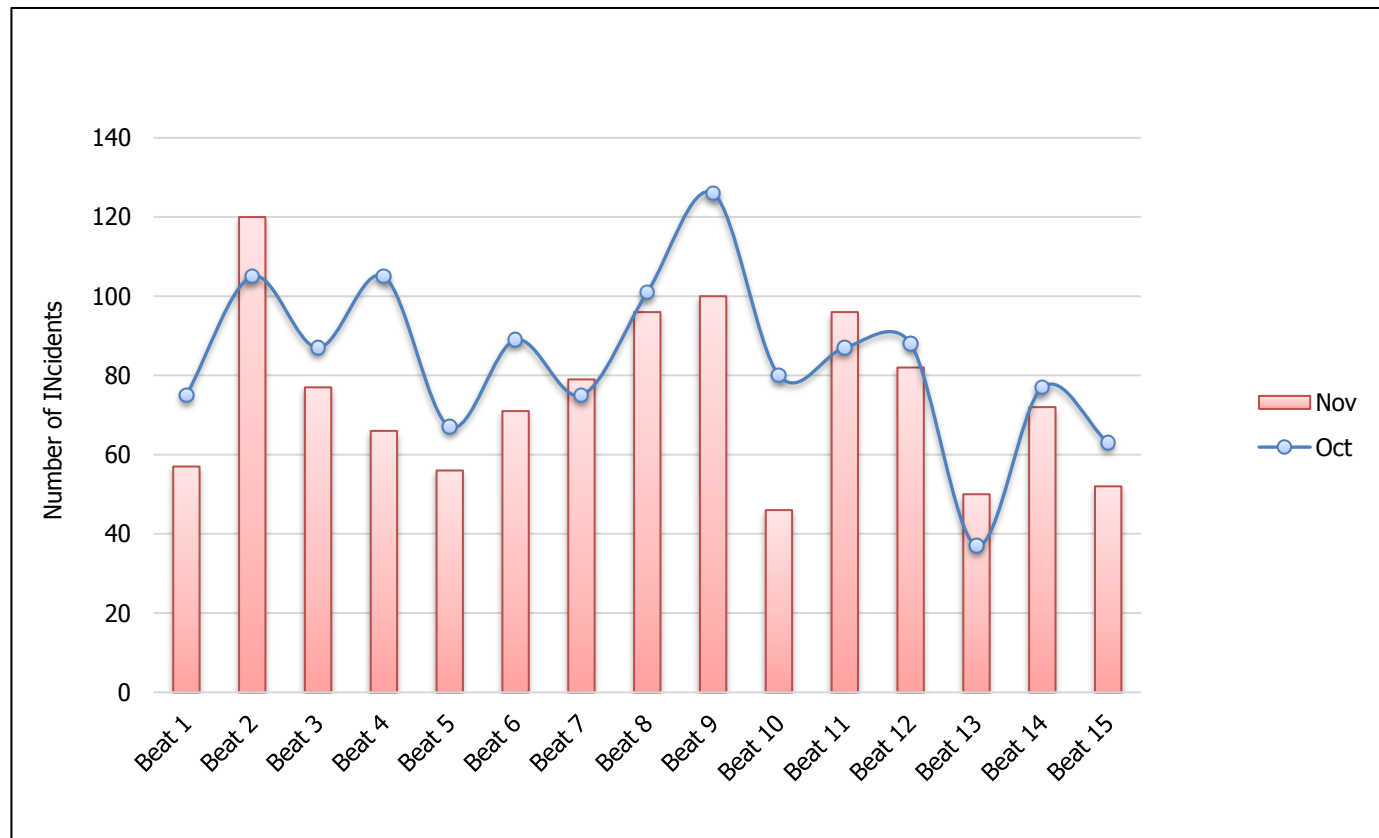
Incident Times by Month

Hour of Day	Nov 2018	Oct 2018
0000 to 0100	38	56
0100 to 0200	34	33
0200 to 0300	29	22
0300 to 0400	18	29
0400 to 0500	20	22
0500 to 0600	17	22
0600 to 0700	19	22
0700 to 0800	47	44
0800 to 0900	43	58
0900 to 1000	58	69
1000 to 1100	60	74
1100 to 1200	66	68
1200 to 1300	64	69
1300 to 1400	62	51
1400 to 1500	52	71
1500 to 1600	68	54
1600 to 1700	64	62
1700 to 1800	69	66
1800 to 1900	61	51
1900 to 2000	58	64
2000 to 2100	50	71
2100 to 2200	52	74
2200 to 2300	32	59
2300 to 2400	39	51



Current and Previous Months Comparison of Incidents by Beat Albany Police Department

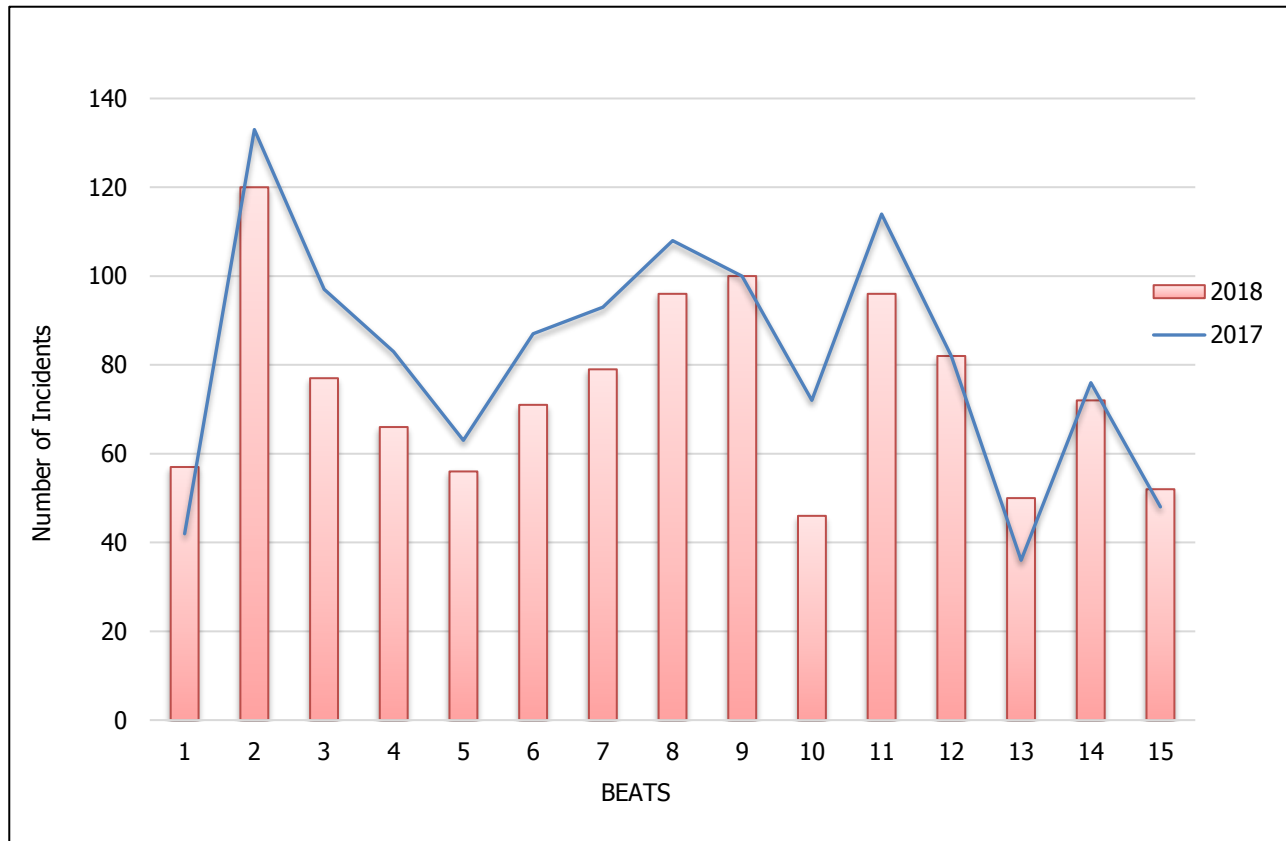
Incidents		
Beat	Nov 2018	Oct 2018
Beat 1	57	75
Beat 2	120	105
Beat 3	77	87
Beat 4	66	105
Beat 5	56	67
Beat 6	71	89
Beat 7	79	75
Beat 8	96	101
Beat 9	100	126
Beat 10	46	80
Beat 11	96	87
Beat 12	82	88
Beat 13	50	37
Beat 14	72	77
Beat 15	52	63



Current and Previous Year Comparison of Incidents by Beat

Albany Police Department

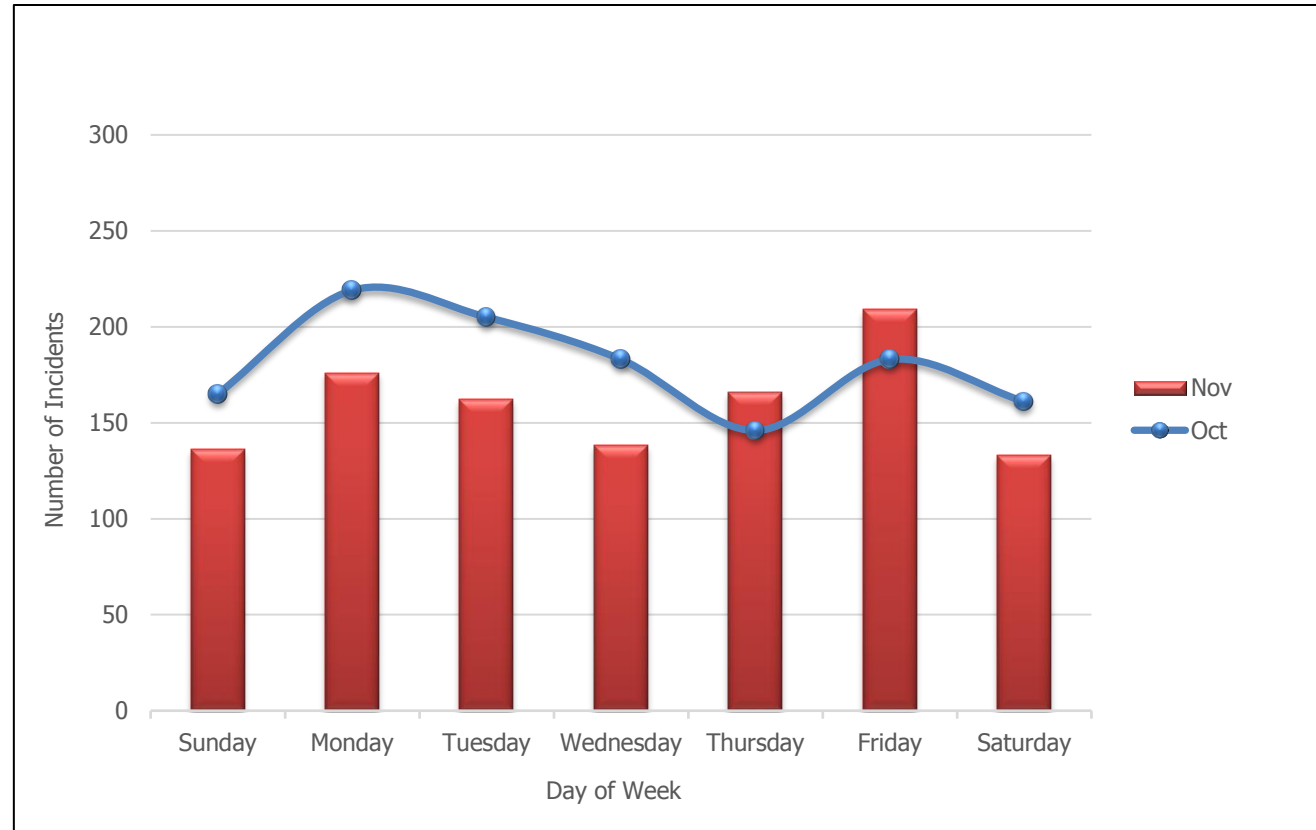
Incidents		
Beat	Nov 2018	Nov 2017
Beat 1	57	42
Beat 2	120	133
Beat 3	77	97
Beat 4	66	83
Beat 5	56	63
Beat 6	71	87
Beat 7	79	93
Beat 8	96	108
Beat 9	100	100
Beat 10	46	72
Beat 11	96	114
Beat 12	82	82
Beat 13	50	36
Beat 14	72	76
Beat 15	52	48



Current and Previous Month Comparison of Incidents by Day of Week

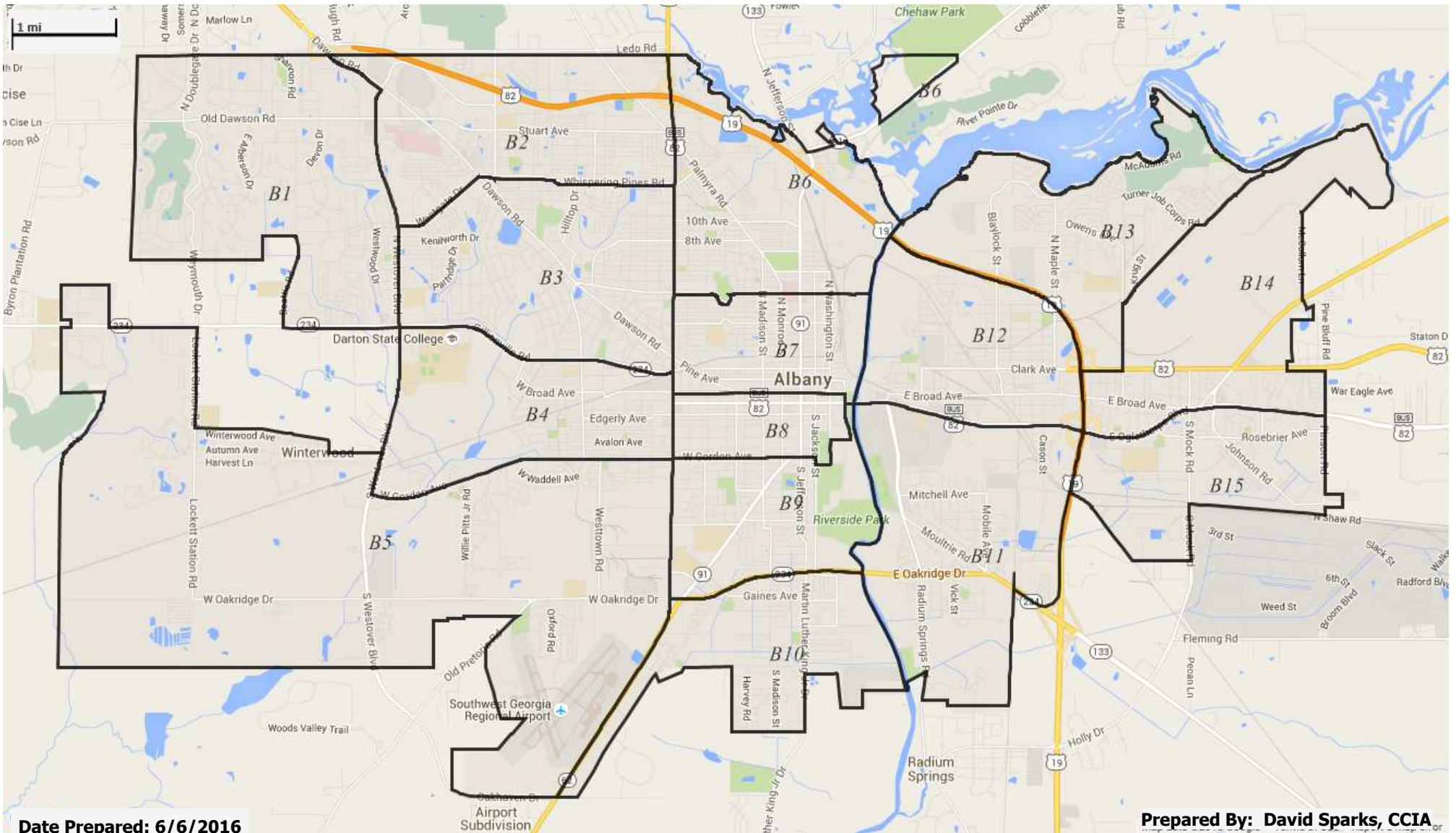
Albany Police Department

Incidents		
Day	Nov 2018	Oct 2018
Sunday	136	165
Monday	176	219
Tuesday	162	205
Wednesday	138	183
Thursday	166	146
Friday	209	183
Saturday	133	161





Albany Police Department Beats



Date Prepared: 6/6/2016

Prepared By: David Sparks, CCIA