



Police Department

April 2019 Crime Data

May 3, 2019

Prepared by:
David Sparks, CCIA

*Numbers in this report may be updated from month to month as records updates occur.
The information contained in this report is primarily raw data until calendar year reporting.*

Distribution:

City Manager
Assistant City Managers
Chief of Police
Assistant Chief of Police
Major – Criminal Investigations
Major – Uniform
Major – Support Services
Investigations Captain
Uniform Captains

Professional Standards Lieutenant
Special Operations
Gang Unit
Accreditation Manager
Family Protection
Records Supervisor
Planning & Research
Training Supervisor

Monthly Part I Crimes

Albany Police Department

Part I Crimes Committed During the Month of April 2019 with Comparisons of April 2019 & 2017										
Actual Offenses	2019 Month to Month		2018 Month to Month		+/- Change		2017 Month to Month		+/- Change	
	April 2019	April 2018	#	%	April 2019	April 2017	#	%		
Offenses Committed										
Murder	0	0	0	*NC	0	2	-2	-100.00		
Rape	3	3	0	0.00	3	1	2	200.00		
Robbery	22	6	16	266.67	22	6	16	266.67		
Aggravated Assault	68	38	30	78.95	68	55	13	23.64		
Violent Crime Total	93	47	46	97.87	93	64	29	45.31		
Burglary	42	56	-14	-25.00	42	62	-20	-32.26		
Larceny	204	202	2	0.99	204	186	18	9.68		
Auto Theft	20	14	6	42.86	20	5	15	300.00		
Arson	0	3	-3	-100.00	0	2	-2	-100.00		
Property Crime Total	266	275	-9	-3.27	266	255	11	4.31		
Crime Trend Total	359	322	37	11.49	359	319	40	12.54		

Part I Case Clearances During the Month of April 2019 with Comparisons of April 2018 & 2017												
Offenses Cleared	2019 April		2018 April		2017 April		2019 April		2018 April		2017 April	
	# Cleared	# Cleared	# Cleared	# Cleared	# Cleared	# Cleared	% Cleared	% Cleared	% Cleared	% Cleared	% Cleared	% Cleared
Murder	0	1	1	1	*NC	*NC	50.00%					
Rape	2	1	1	1	66.67%	33.33%	100.00%					
Robbery	6	3	2	2	27.27%	50.00%	33.33%					
Aggravated Assault	34	14	12	12	50.00%	36.84%	21.82%					
Violent Crime Cleared	42	19	16	16	45.16%	40.43%	25.00%					
Burglary	2	12	11	11	4.76%	21.43%	17.74%					
Larceny	30	40	42	42	14.71%	19.80%	22.58%					
Auto Theft	4	6	5	5	20.00%	42.86%	100.00%					
Arson	0	0	0	0	*NC	0.00%	0.00%					
Property Crime Cleared	36	58	58	58	13.53%	21.09%	22.75%					
Clearance Total	78	77	74	74	21.73%	23.91%	23.20%					

* The Crime Trend and Clearance Totals do not include percentages for numbers not divisible by 0.

Year to Date Part I Crimes

Albany Police Department

Part I Crimes Committed Year-to-date as of April 2019 with Comparisons of April 2018 & 2017

Actual Offenses	2019		2018		+/- Change		2019		2017		+/- Change	
	Year to Date		Year to Date				Year to Date		Year to Date			
Offenses Committed	April 2019	April 2018	#	%	April 2019	April 2017	#	%	April 2019	April 2017	#	%
Murder	3	4	-1	-25.00	3	6	-3	-50.00	3	6	-3	-50.00
Rape	11	9	2	22.22	11	4	7	175.00	11	4	7	175.00
Robbery	54	29	25	86.21	54	45	9	20.00	54	45	9	20.00
Aggravated Assault	227	208	19	9.13	227	175	52	29.71	227	175	52	29.71
Violent Crime Total	295	250	45	18.00	295	230	65	28.26	295	230	65	28.26
Burglary	222	223	-1	-0.45	222	274	-52	-18.98	222	274	-52	-18.98
Larceny	767	816	-49	-6.00	767	774	-7	-0.90	767	774	-7	-0.90
Auto Theft	98	54	44	81.48	98	32	66	206.25	98	32	66	206.25
Arson	4	4	0	0.00	4	5	-1	-20.00	4	5	-1	-20.00
Property Crime Total	1091	1097	-6	-0.55	1091	1085	6	0.55	1091	1085	6	0.55
Crime Trend Total	1386	1347	39	2.90	1386	1315	71	5.40	1386	1315	71	5.40

Part I Case Clearances Year-to-date as of April 2019 with Comparisons of April 2018 & 2017

Offenses Cleared	2019	2018	2017	2019	2018	2017
	YTD # Cleared	YTD # Cleared	YTD # Cleared	YTD % Cleared	YTD % Cleared	YTD % Cleared
Murder	2	4	3	66.67%	100.00%	50.00%
Rape	3	3	3	27.27%	33.33%	75.00%
Robbery	17	11	15	31.48%	37.93%	33.33%
Aggravated Assault	82	64	72	36.12%	30.77%	41.14%
Violent Crime Cleared	104	82	93	35.25%	32.80%	40.43%
Burglary	23	36	43	10.36%	16.14%	15.69%
Larceny	134	198	152	17.47%	24.26%	19.64%
Auto Theft	18	19	14	18.37%	35.19%	43.75%
Arson	0	0	0	0.00%	0.00%	0.00%
Property Crime Cleared	175	253	209	16.04%	23.06%	19.26%
Clearance Total	279	335	302	20.13%	24.87%	22.97%

* The Crime Trend and Clearance Totals do not include percentages for numbers not divisible by 0.

Monthly Part II Crimes and Ordinance Violations

Albany Police Department

Part II Crime Comparison of April 2019 with Previous Year/Month								
Part II Crimes	Apr 2019	Apr 2018	+/- #	Change %	Apr 2019	Mar 2019	+/- #	Change %
Other Assaults	41	30	11	36.67	41	45	-4	-8.89
Forgery & Counterfeiting	15	9	6	66.67	15	10	5	50.00
Fraud	20	26	-6	-23.08	20	17	3	17.65
Embezzlement	4	3	1	33.33	4	3	1	33.33
Stolen Property: Buying, Receiving	7	12	-5	-41.67	7	8	-1	-12.50
Vandalism	137	147	-10	-6.80	137	110	27	24.55
Weapons: Carrying, Possessing	5	6	-1	-16.67	5	3	2	66.67
Prostitution	0	0	0	*NC	0	0	0	*NC
Sex Offenses	4	3	1	33.33	4	5	-1	-20.00
Drug Abuse Violations	6	32	-26	-81.25	6	13	-7	-53.85
Gambling	0	0	0	*NC	0	0	0	*NC
Offenses Against Family & Children	83	105	-22	-20.95	83	88	-5	-5.68
Driving Under the Influence	5	9	-4	-44.44	5	9	-4	-44.44
Liquor Laws	1	8	-7	-87.50	1	0	1	*NC
Drunkenness	0	1	-1	-100.00	0	0	0	*NC
Disorderly Conduct	100	126	-26	-20.63	100	111	-11	-9.91
Vagrancy	3	3	0	0.00	3	3	0	0.00
All Other Offenses	5	3	2	66.67	5	3	2	66.67
Suspicion	0	0	0	*NC	0	0	0	*NC
Curfew and Loitering (under 18)	0	0	0	*NC	0	0	0	*NC
Runaways (under 18)	5	4	1	25.00	5	2	3	150.00
					0			
Total Part II Crime	441	527	-86	-16.32	441	430	11	2.56

Local Ordinance Violation Comparison of April 2019 with Previous Year/Month								
Local Ordinance	Apr 2019	Apr 2018	+/- #	Change %	Apr 2019	Mar 2019	+/- #	Change %
Truancy	0	0	0	*NC	0	1	-1	-100.00
Saggy Pants	6	12	-6	-50.00	6	6	0	0.00
Panhandling	3	3	0	0.00	3	0	3	*NC
Noise	0	0	0	*NC	0	1	-1	-100.00
Animal Control	10	13	-3	-23.08	10	11	-1	-9.09
All Other	52	52	0	0.00	52	69	-17	-24.64
Missing Persons	17	18	-1	-5.56	17	12	5	41.67
Local Ordinance	88	98	-10	-10.20	88	100	-12	-12.00

** The Crime Trend and Clearance Totals do not include percentages for numbers not able to be divided by 0.

Year to Date Part II Crime and Ordinance Violations Albany Police Department

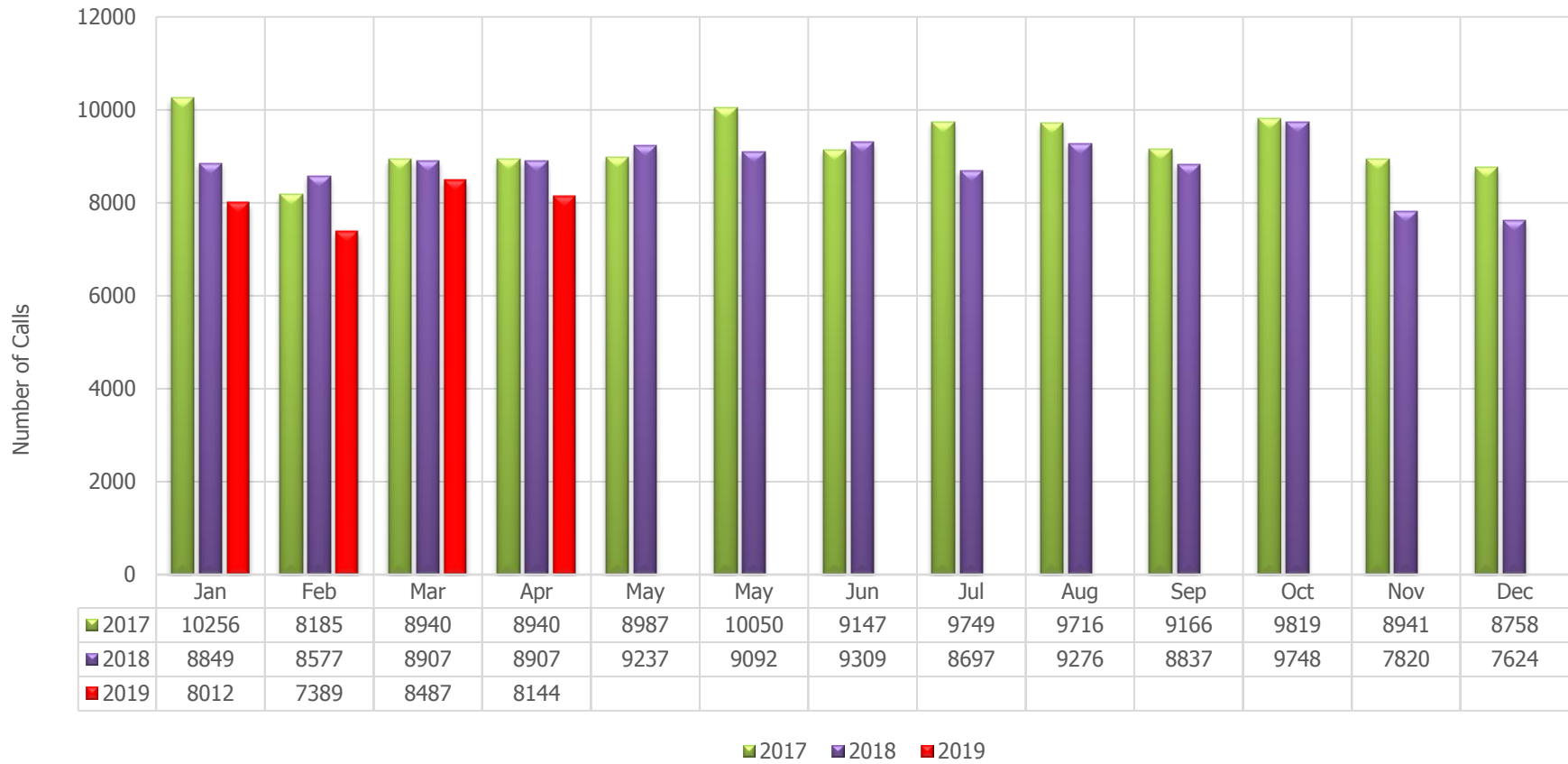
Part II Crime 2019 Year to Date Vs. 2018 & 2017 Year to Date								
Part II Crimes	YTD 2019	YTD 2018	+/- #	Change %	YTD 2019	YTD 2017	+/- #	Change %
Other Assaults	168	126	42	33.33	168	148	20	13.51
Forgery & Counterfeiting	50	39	11	28.21	50	46	4	8.70
Fraud	75	91	-16	-17.58	75	85	-10	-11.76
Embezzlement	15	14	1	7.14	15	16	-1	-6.25
Stolen Property: Buying, Receiving	30	41	-11	-26.83	30	30	0	0.00
Vandalism	529	541	-12	-2.22	529	455	74	16.26
Weapons: Carrying, Possessing	16	20	-4	-20.00	16	19	-3	-15.79
Prostitution	1	1	0	0.00	1	0	1	*NC
Sex Offenses	23	17	6	35.29	23	22	1	4.55
Drug Abuse Violations	35	108	-73	-67.59	35	68	-33	-48.53
Gambling	0	0	0	*NC	0	0	0	*NC
Offenses Against Family & Children	336	345	-9	-2.61	336	334	2	0.60
Driving Under the Influence	19	27	-8	-29.63	19	40	-21	-52.50
Liquor Laws	5	16	-11	-68.75	5	34	-29	-85.29
Drunkenness	1	1	0	0.00	1	1	0	0.00
Disorderly Conduct	407	429	-22	-5.13	407	403	4	0.99
Vagrancy	12	4	8	200.00	12	13	-1	-7.69
All Other Offenses	16	9	7	77.78	16	9	7	77.78
Suspicion	0	0	0	*NC	0	0	0	*NC
Curfew and Loitering (under 18)	0	1	-1	-100.00	0	1	-1	-100.00
Runaways (under 18)	17	15	2	13.33	17	9	8	88.89
Total Part II Crime	1755	1845	-90	-4.88	1755	1733	22	1.27

Local Ordinance Violations 2019 Year to Date Vs. 2018 & 2017 Year to Date								
Part II Crimes	YTD 2019	YTD 2018	+/- #	Change %	YTD 2019	YTD 2017	+/- #	Change %
Truancy	3	0	3	*NC	3	1	2	200.00
Saggy Pants	17	24	-7	-29.17	17	20	-3	-15.00
Panhandling	10	12	-2	-16.67	10	2	8	400.00
Noise	2	1	1	100.00	2	0	2	*NC
Animal Control	62	44	18	40.91	62	85	-23	-27.06
All Other	230	162	68	41.98	230	169	61	36.09
Missing Persons	53	61	-8	-13.11	53	62	-9	-14.52
Total Part II Crime	377	304	73	24.01	377	339	38	11.21

** The Crime Trend and Clearance Totals do not include percentages for numbers not able to be divided by 0.

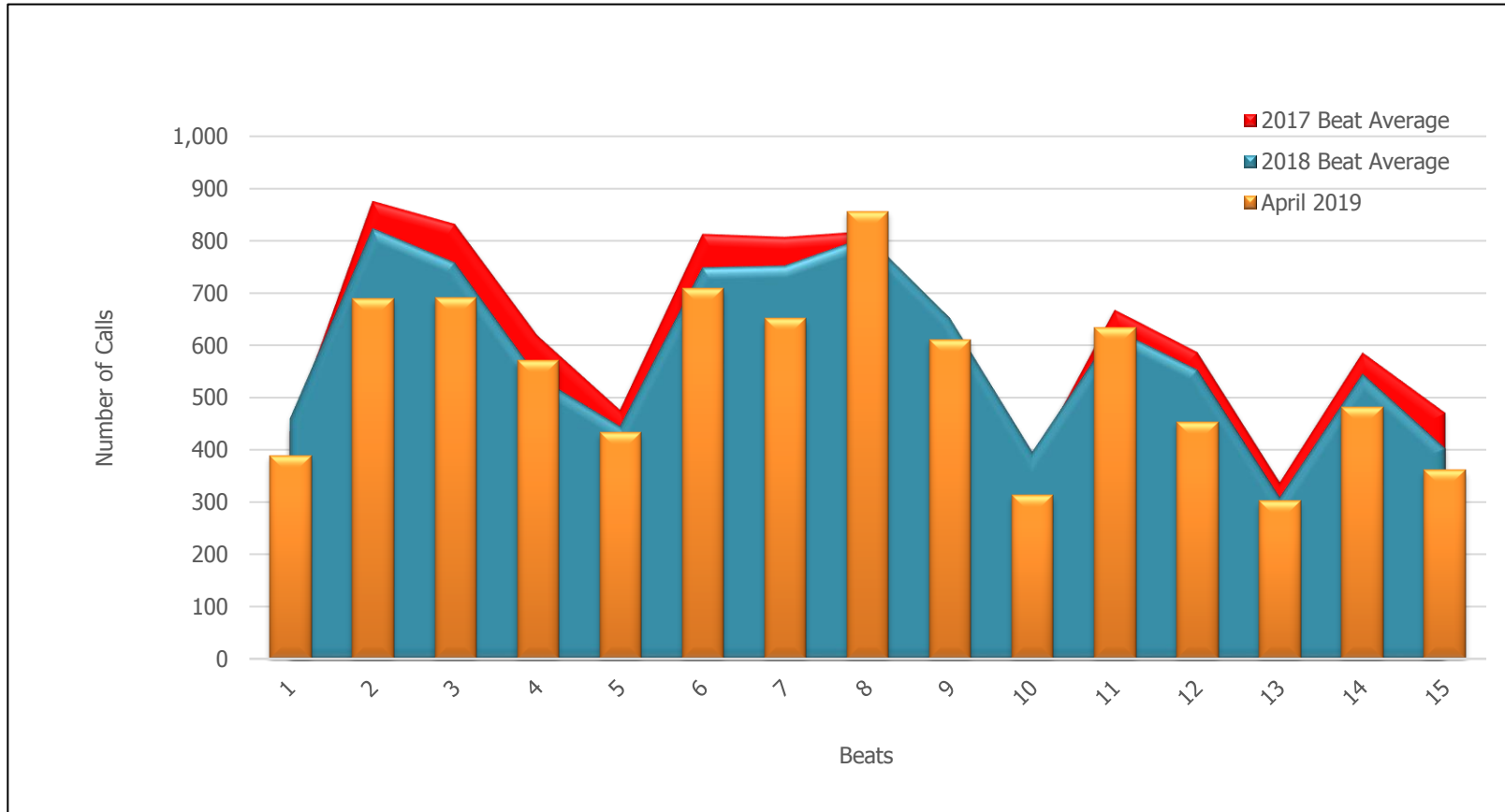
Calls for Service by Month

Albany Police Department



Calls for Service by Beat

Albany Police Department

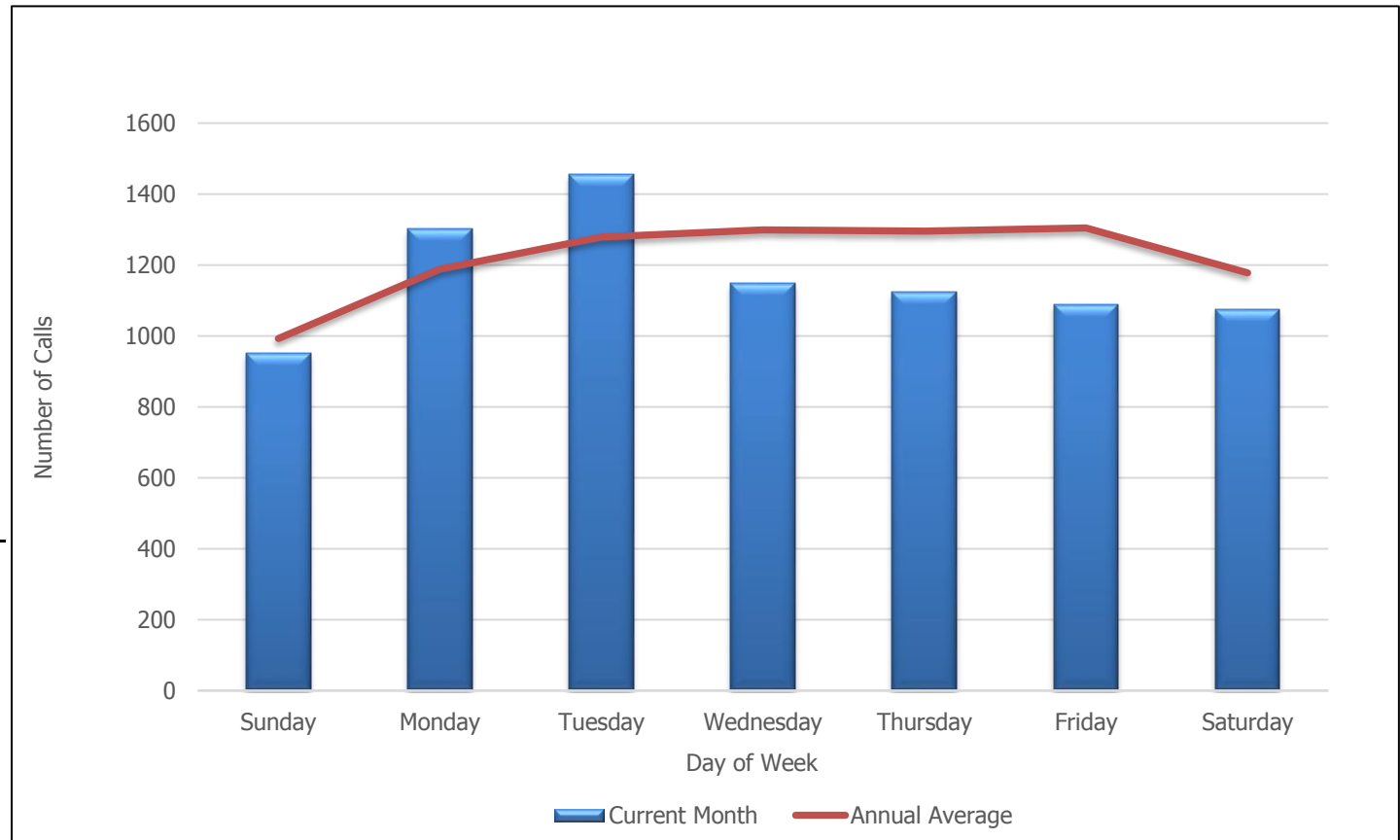


Beats	1	2	3	4	5	6	7	8	9	10	11	12	13	14	15
April 2019	389	689	691	571	433	708	652	856	611	313	633	454	302	481	361
2017 Beat Average	436	876	832	619	477	813	807	818	604	375	669	587	339	587	472
2018 Beat Average	460	823	758	541	446	748	752	808	652	397	631	554	311	546	404

Monthly Calls for Service by Day of Week

Albany Police Department

Calls For Service	
Day	Apr 2019
Sunday	951
Monday	1302
Tuesday	1455
Wednesday	1148
Thursday	1123
Friday	1090
Saturday	1075
	<hr/>
	8144

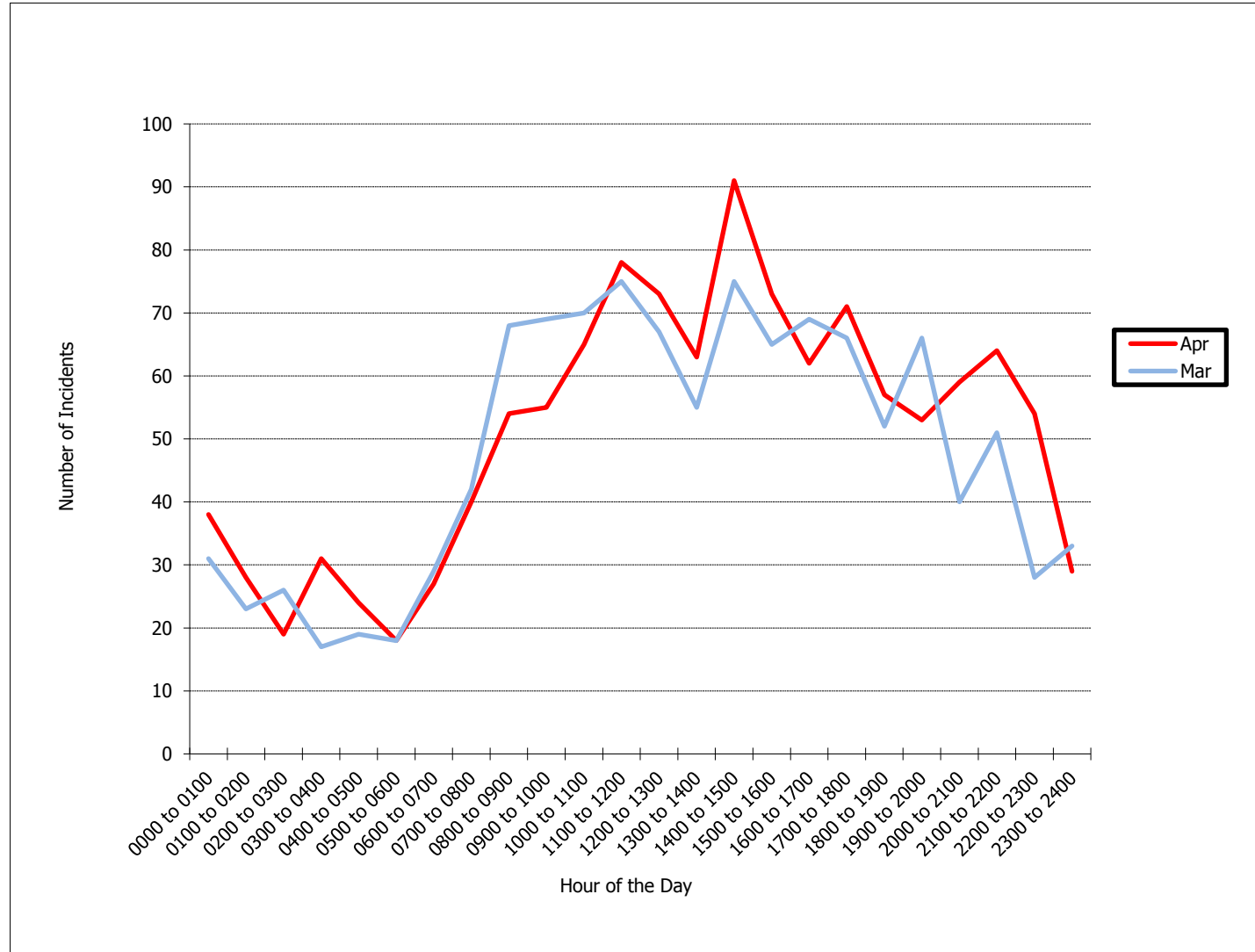


Incidents by Hour

Albany Police Department

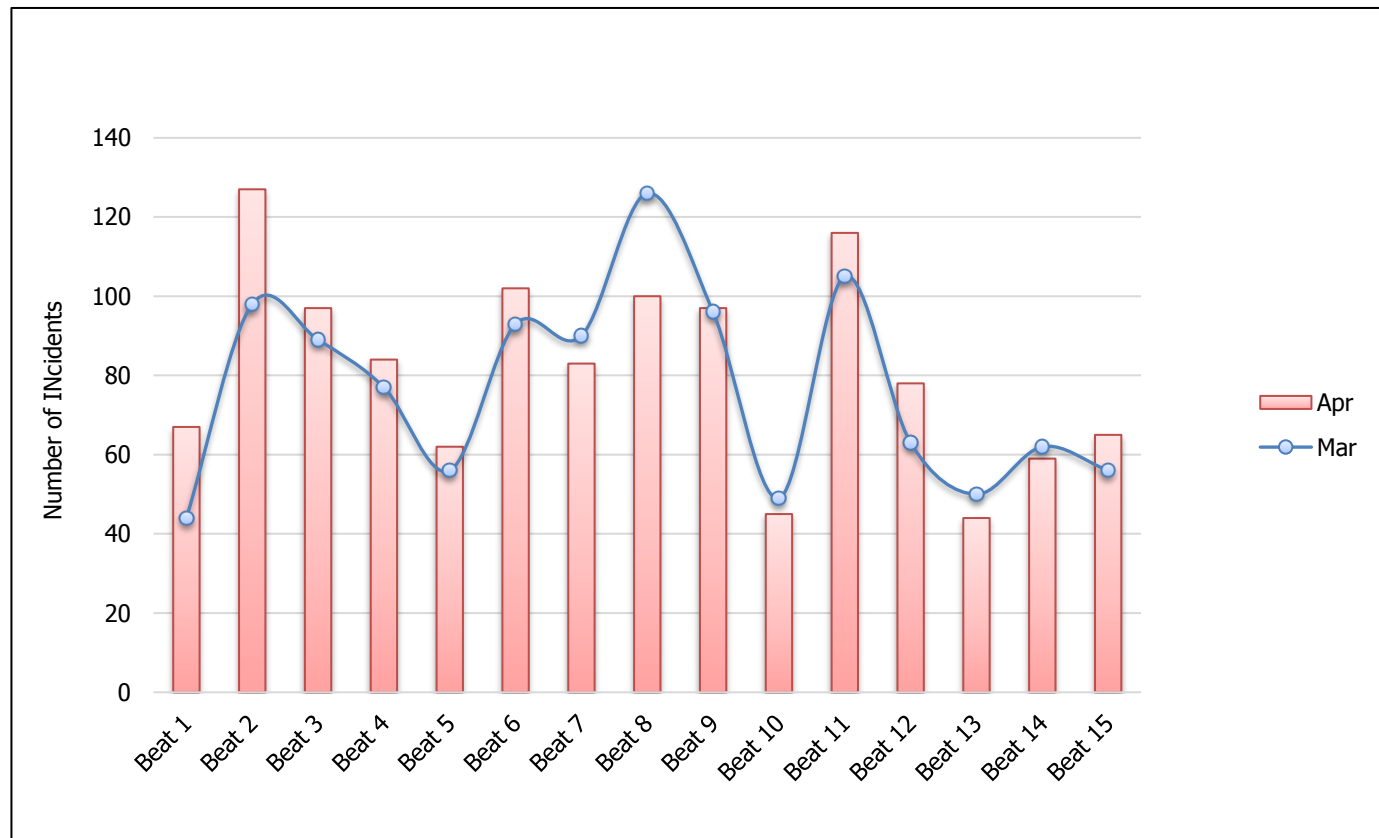
Incident Times by Month

Hour of Day	Apr 2019	Mar 2019
0000 to 0100	38	31
0100 to 0200	28	23
0200 to 0300	19	26
0300 to 0400	31	17
0400 to 0500	24	19
0500 to 0600	18	18
0600 to 0700	27	29
0700 to 0800	40	42
0800 to 0900	54	68
0900 to 1000	55	69
1000 to 1100	65	70
1100 to 1200	78	75
1200 to 1300	73	67
1300 to 1400	63	55
1400 to 1500	91	75
1500 to 1600	73	65
1600 to 1700	62	69
1700 to 1800	71	66
1800 to 1900	57	52
1900 to 2000	53	66
2000 to 2100	59	40
2100 to 2200	64	51
2200 to 2300	54	28
2300 to 2400	29	33



Current and Previous Months Comparison of Incidents by Beat Albany Police Department

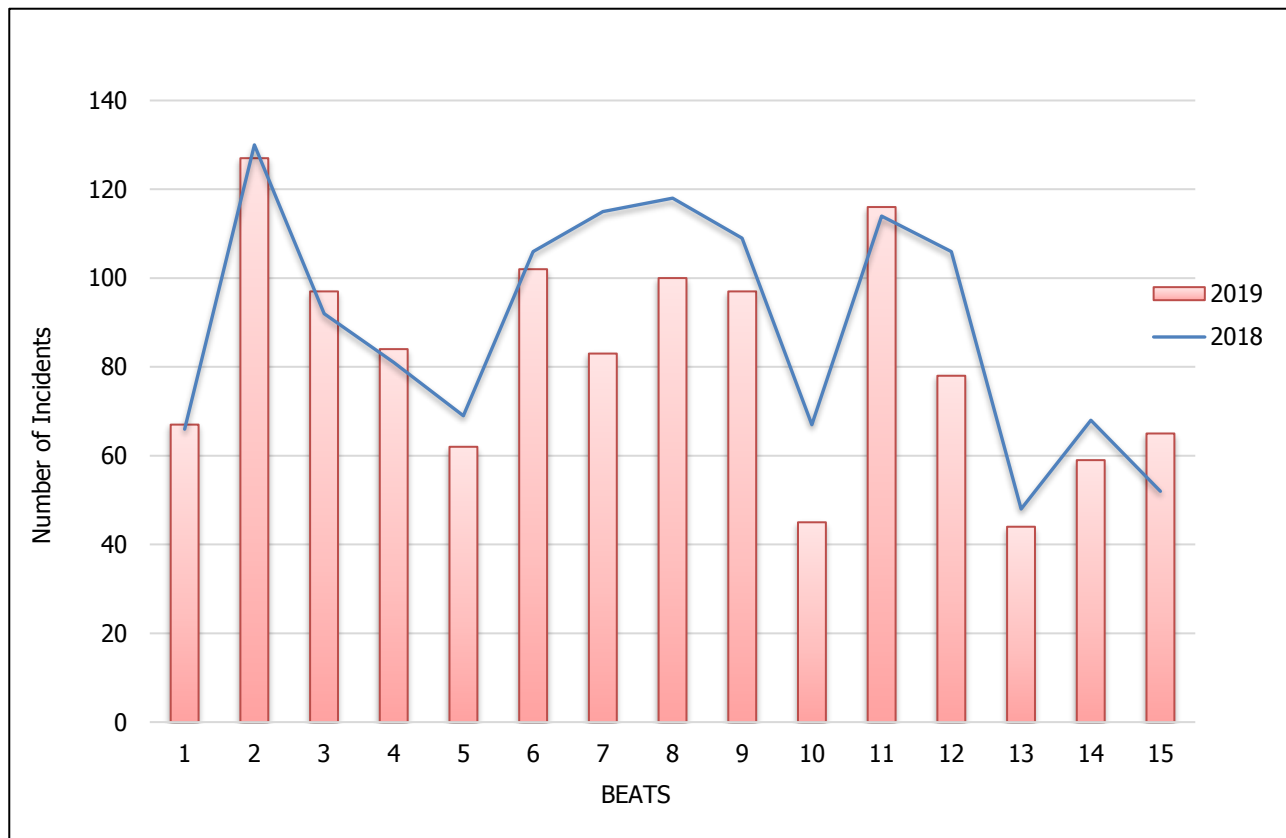
Incidents		
Beat	Apr 2019	Mar 2019
Beat 1	67	44
Beat 2	127	98
Beat 3	97	89
Beat 4	84	77
Beat 5	62	56
Beat 6	102	93
Beat 7	83	90
Beat 8	100	126
Beat 9	97	96
Beat 10	45	49
Beat 11	116	105
Beat 12	78	63
Beat 13	44	50
Beat 14	59	62
Beat 15	65	56



Current and Previous Year Comparison of Incidents by Beat

Albany Police Department

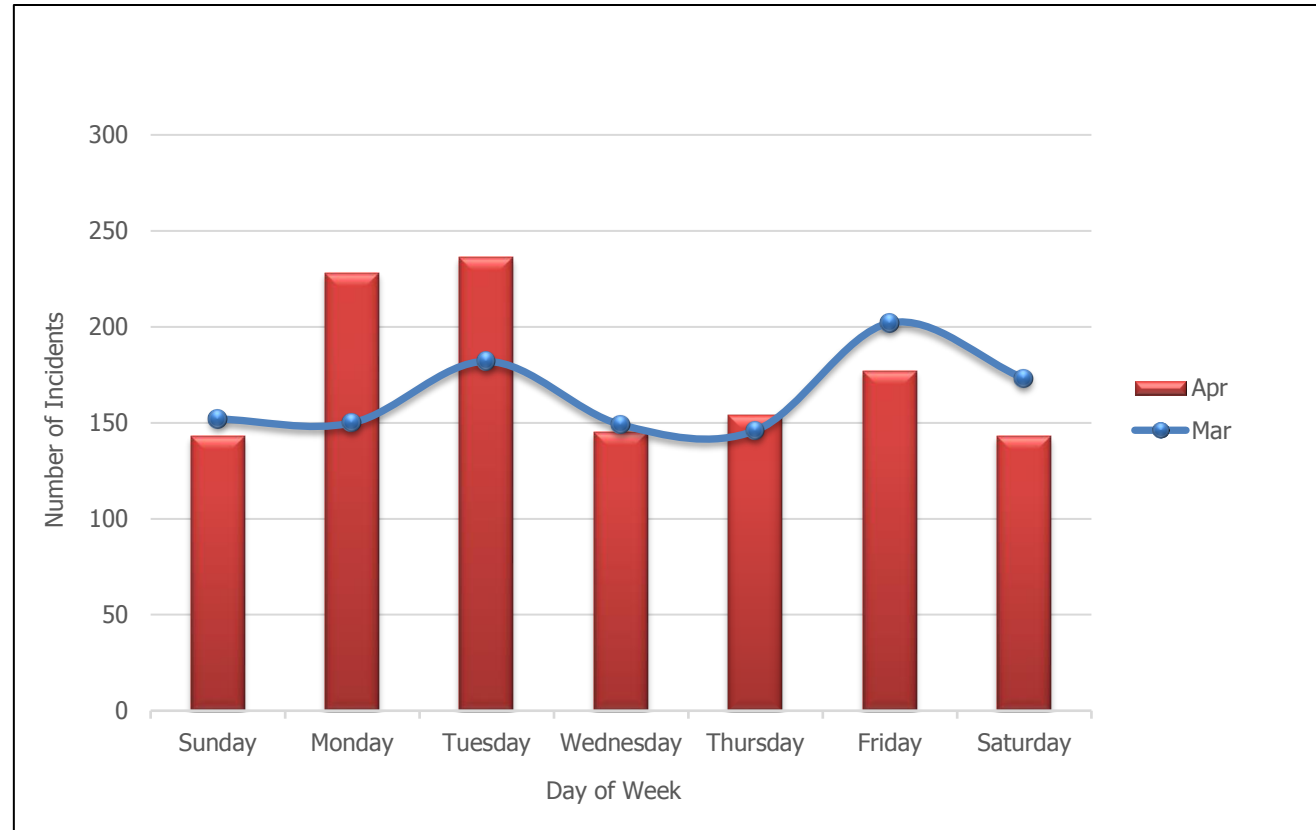
Incidents		
Beat	Apr 2019	Apr 2018
Beat 1	67	66
Beat 2	127	130
Beat 3	97	92
Beat 4	84	81
Beat 5	62	69
Beat 6	102	106
Beat 7	83	115
Beat 8	100	118
Beat 9	97	109
Beat 10	45	67
Beat 11	116	114
Beat 12	78	106
Beat 13	44	48
Beat 14	59	68
Beat 15	65	52



Current and Previous Month Comparison of Incidents by Day of Week

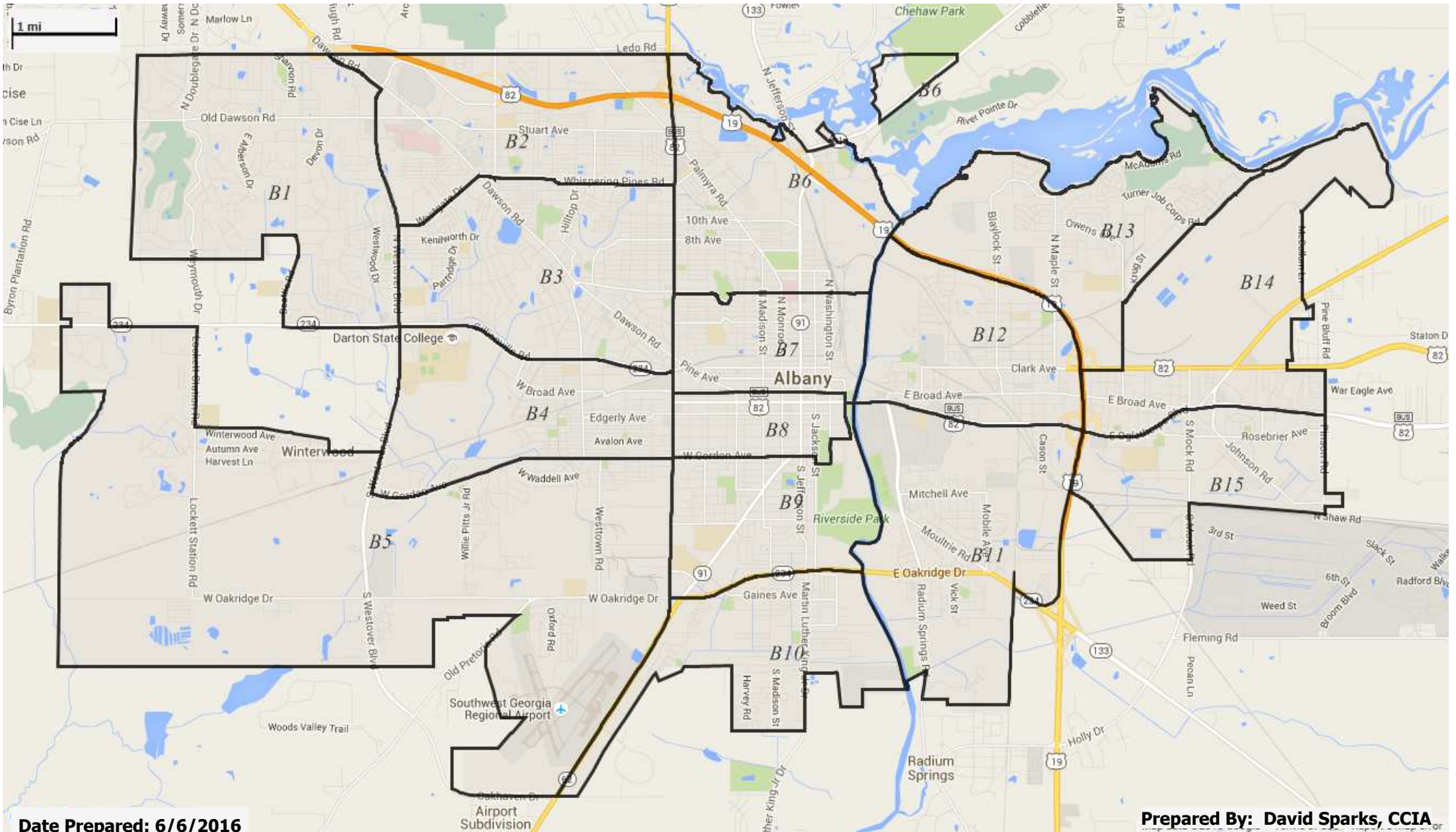
Albany Police Department

Incidents		
Day	Apr 2019	Mar 2019
Sunday	143	152
Monday	228	150
Tuesday	236	182
Wednesday	145	149
Thursday	154	146
Friday	177	202
Saturday	143	173





Albany Police Department Beats



Date Prepared: 6/6/2016

Prepared By: David Sparks, CCIA