



Police Department

---

# January 2020 Crime Data

February 7, 2020

Prepared by:  
David Sparks, CCIA

*Numbers in this report may be updated from month to month as records updates occur.  
The information contained in this report is primarily raw data until calendar year reporting.*

Distribution:

City Manager  
Assistant City Managers  
Chief of Police  
Assistant Chief of Police  
Major – Criminal Investigations  
Major – Uniform  
Major – Support Services  
Investigations Captain  
Uniform Captains

Professional Standards Lieutenant  
Special Operations  
Gang Unit  
Accreditation Manager  
Family Protection  
Records Supervisor  
Planning & Research  
Training Supervisor

# Albany Police Department NIBRS Profile

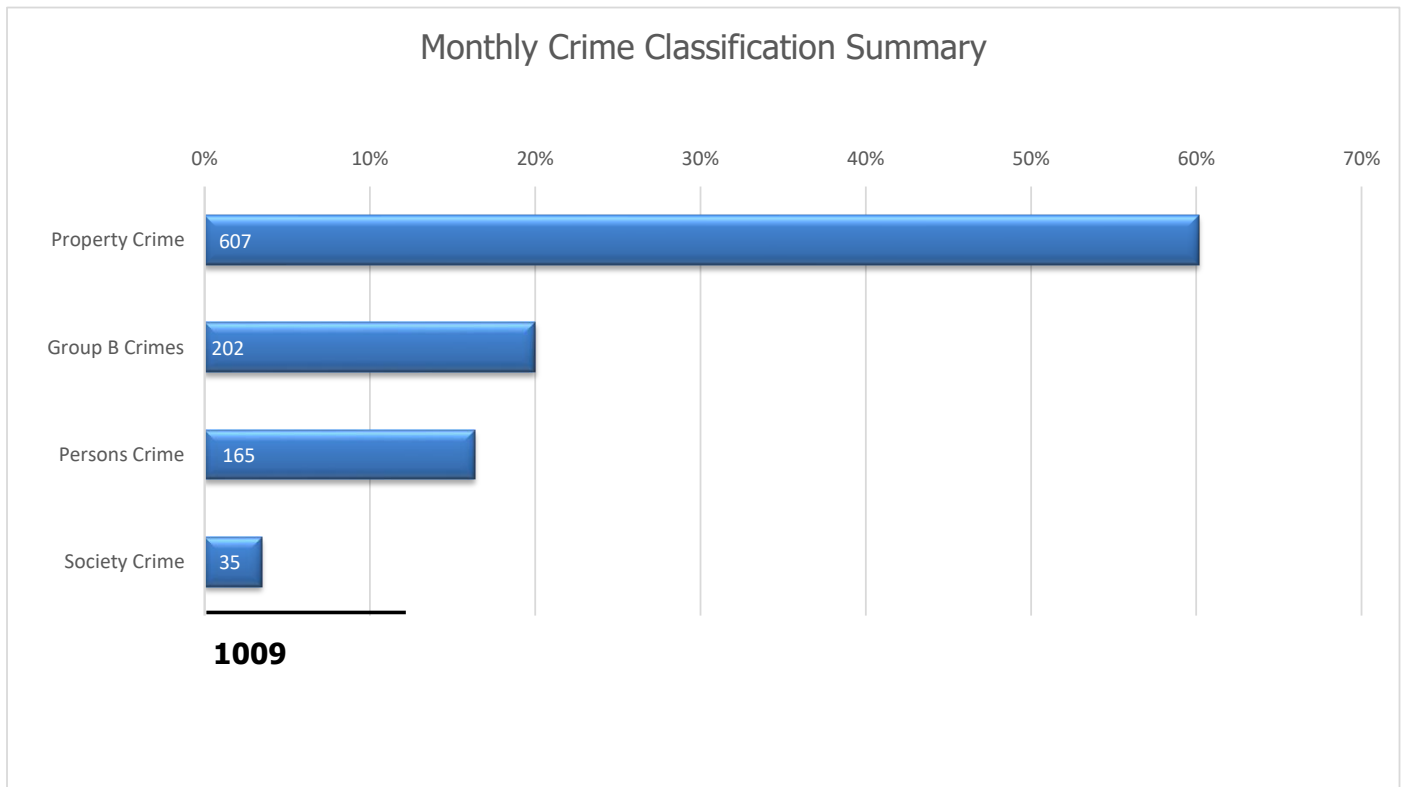
Type of Offense			Number of Incidents Reported				
			Jan 2020 Incidents	Jan 2020 Cleared	Percent Cleared	Dec 2019 Incidents	Monthly Change
NIBRS Group A Crimes Against Persons	09A-B	Homicide Offenses	0	0		0	
	09A	Murder	0	0		0	
	09B	Negligent Manslaughter	0	0		0	
	11A-D	Sex Offenses	4	0	0%	8	▼4
	11A	Forcible Rape	2	0	0%	0	▲2
	11B-D	Other Forcible Sexual Offenses	2	0	0%	8	▼6
	13A-C	Assault Offenses	158	51	32%	140	▲18
	13A	Aggravated Assault	63	18	29%	52	▲11
	13B	Simple Assault	89	30	34%	76	▲13
	13C	Intimidation	6	3	50%	12	▼6
	36A-B	Sex Offenses, Nonforcible	0	0		1	▼1
	64A-B	Human Trafficking Offenses	1	0	0%	0	▲1
100	Kidnapping / Abduction	2	1	50%	1	▲1	
<b>Crimes Against Persons Subtotal</b>			<b>165</b>	<b>52</b>	<b>32%</b>	<b>150</b>	<b>▲15</b>
NIBRS Group A Crimes Against Property	120	Robbery	11	0	0%	14	▼3
		Armed Robbery	4	0	0%	5	▼1
		All Other Robbery	7	0	0%	9	▼2
	200	Arson	2	1	50%	3	▼1
	210	Extortion/Blackmail	0	0		0	
	220	Burglary/Breaking & Entering	84	0	0%	58	▲26
		1st Degree Residential Burglary	71	6	8%	53	▲18
		2nd Degree Business/Storage Burglary	13	1	8%	5	▲8
	23A-H	Larceny/Theft Offenses	255	42	16%	167	▲88
	23 A-B	Pocket-Picking & Purse-Snatching	0	0		0	
	23C	Shoplifting	71	24	34%	53	▲18
	23D	Theft from Building	1	0	0%	0	▲1
	23E	Theft from Coin-Operated Machine	0	0		0	
	23F	Theft from Motor Vehicle	69	3	4%	42	▲27
	23G	Theft of Motor Vehicle Parts	0	0		0	
	23H	All Other Larceny	114	15	13%	72	▲42
	240	Motor Vehicle Theft	28	2	7%	17	▲11
	250	Counterfeiting/Forgery	22	5	23%	8	▲14
	26A-G	Fraud Offenses	47	4	9%	22	▲25
	270	Embezzlement	0	0		0	
280	Stolen Property	4	2	50%	2	▲2	
290	Destruction/Vandalism of Property	154	23	15%	131	▲23	
510	Bribery	0	0		0		
<b>Crimes Against Property Subtotal</b>			<b>607</b>	<b>79</b>	<b>13%</b>	<b>422</b>	<b>▲185</b>
NIBRS Group A Crimes Against Society	35A-B	Drug/Narcotic Offenses	27	22	81%	33	▼6
	35A	Drug/Narcotic Violations	22	18	82%	29	▼7
	35B	Drug Equipment Violations	5	4	80%	4	▲1
	370	Pornography/Obscene Material	1	0	0%	0	▲1
	39A-D	Gambling Offenses	0	0		0	
	40A-C	Prostitution Offenses	0	0		0	
	520	Weapon Law Violations	0	0		6	▼6
	720	Animal Cruelty	7	2	29%	3	▲4
<b>Crimes Against Society Subtotal</b>			<b>35</b>	<b>24</b>	<b>69%</b>	<b>42</b>	<b>▼7</b>
<b>NIBRS Group A Total</b>			<b>807</b>	<b>155</b>	<b>19%</b>	<b>614</b>	<b>▲193</b>

Date Prepared: February 7, 2020

Source: APD Report Management System (RMS)

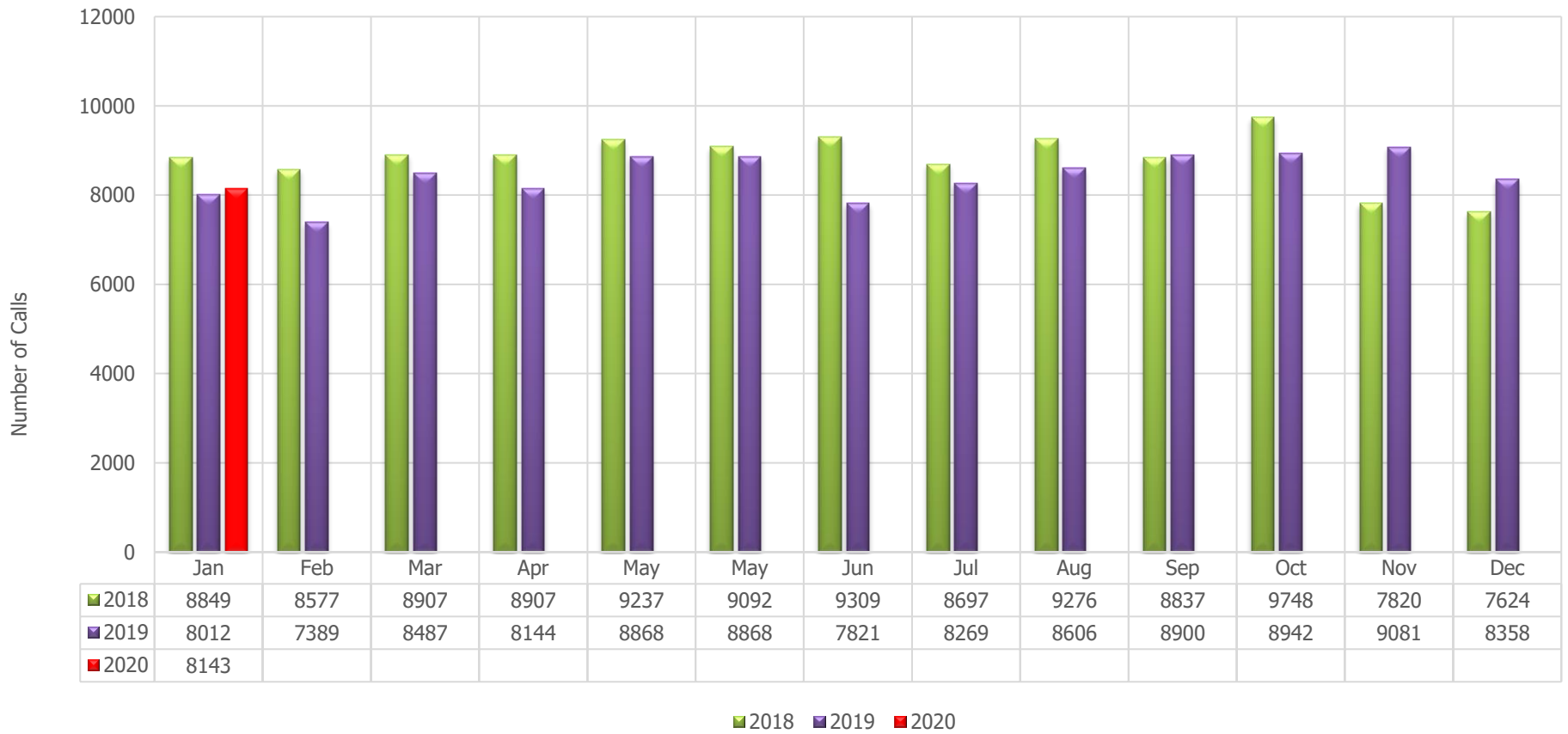
# Albany Police Department NIBRS Profile

Type of Offense			Number of Incidents Reported				
			Jan 2020 Incidents	Jan 2020 Cleared	Percent Cleared	Dec 2019 Incidents	Monthly Change
NIBRS Group B General Crimes	90A	Bad Checks	1	0		0	▲1
	90B	Curfew/Loitering/Vagrancy	6	3	50%	6	
	90C	Disorderly Conduct	89	48	54%	70	▲19
	90D	Driving Under the Influence	14	8	57%	11	▲3
	90E	Drunkenness	0	0		1	▼1
	90F	Family Offenses, Nonviolent	14	5	36%	8	▲6
	90G	Liquor Law Violations	6	4	67%	10	▼4
	90H	Peeping Tom	0	0		0	
	90J	Trespass of Real Property	25	8	32%	9	▲16
	90Z	All Other Offenses	47	32	68%	43	▲4
<b>Group B Totals</b>			<b>202</b>	<b>108</b>	<b>53%</b>	<b>158</b>	<b>▲44</b>
<b>NIBRS Group A &amp; B Totals</b>			<b>1009</b>	<b>263</b>	<b>26%</b>	<b>772</b>	<b>▲237</b>



# Calls for Service by Month

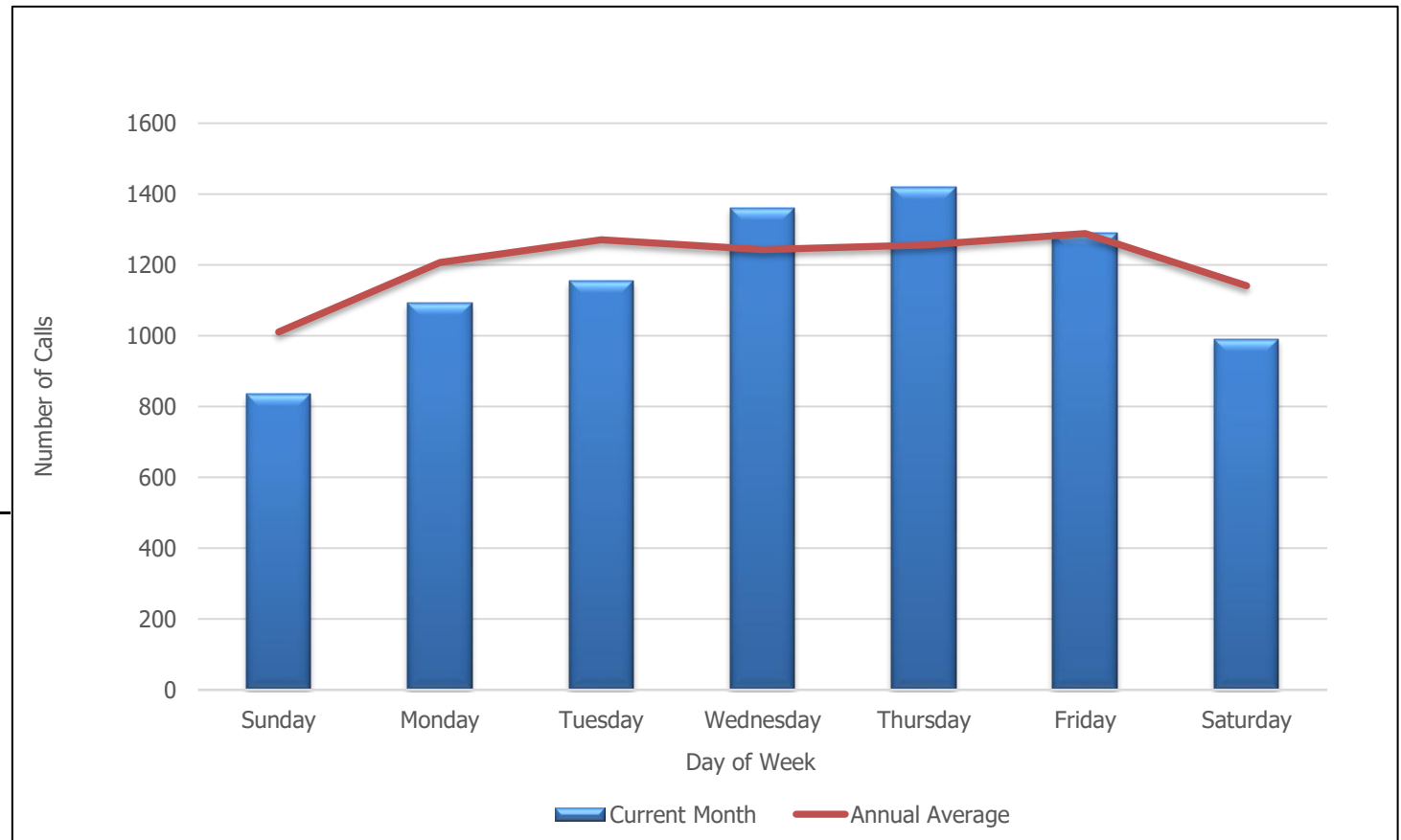
## Albany Police Department



# Monthly Calls for Service by Day of Week

## Albany Police Department

<b>Calls For Service</b>	
<b>Day</b>	<b>Jan 2020</b>
Sunday	835
Monday	1091
Tuesday	1154
Wednesday	1361
Thursday	1420
Friday	1291
Saturday	991
	<hr/>
	8143



# Calls for Service by Beat

## Albany Police Department



Beats	1	2	3	4	5	6	7	8	9	10	11	12	13	14	15
January 2020	352	705	672	470	372	759	788	845	679	358	569	444	252	480	398
2019 Beat Average	460	823	758	541	446	748	752	808	652	397	631	554	311	546	404
2018 Beat Average	386	758	708	560	386	702	762	782	679	335	659	522	269	525	374

# Albany Police Department Patrol Beats

