



Police Department

---

# April 2020 Crime Data

May 8, 2020

Prepared by:  
David Sparks, CCIA

*Numbers in this report may be updated from month to month as records updates occur.  
The information contained in this report is primarily raw data until calendar year reporting.*

Distribution:

City Manager  
Assistant City Managers  
Chief of Police  
Assistant Chief of Police  
Major – Criminal Investigations  
Major – Uniform  
Major – Support Services  
Investigations Captain  
Uniform Captains

Professional Standards Lieutenant  
Special Operations  
Gang Unit  
Accreditation Manager  
Family Protection  
Records Supervisor  
Planning & Research  
Training Supervisor

# Albany Police Department NIBRS Profile

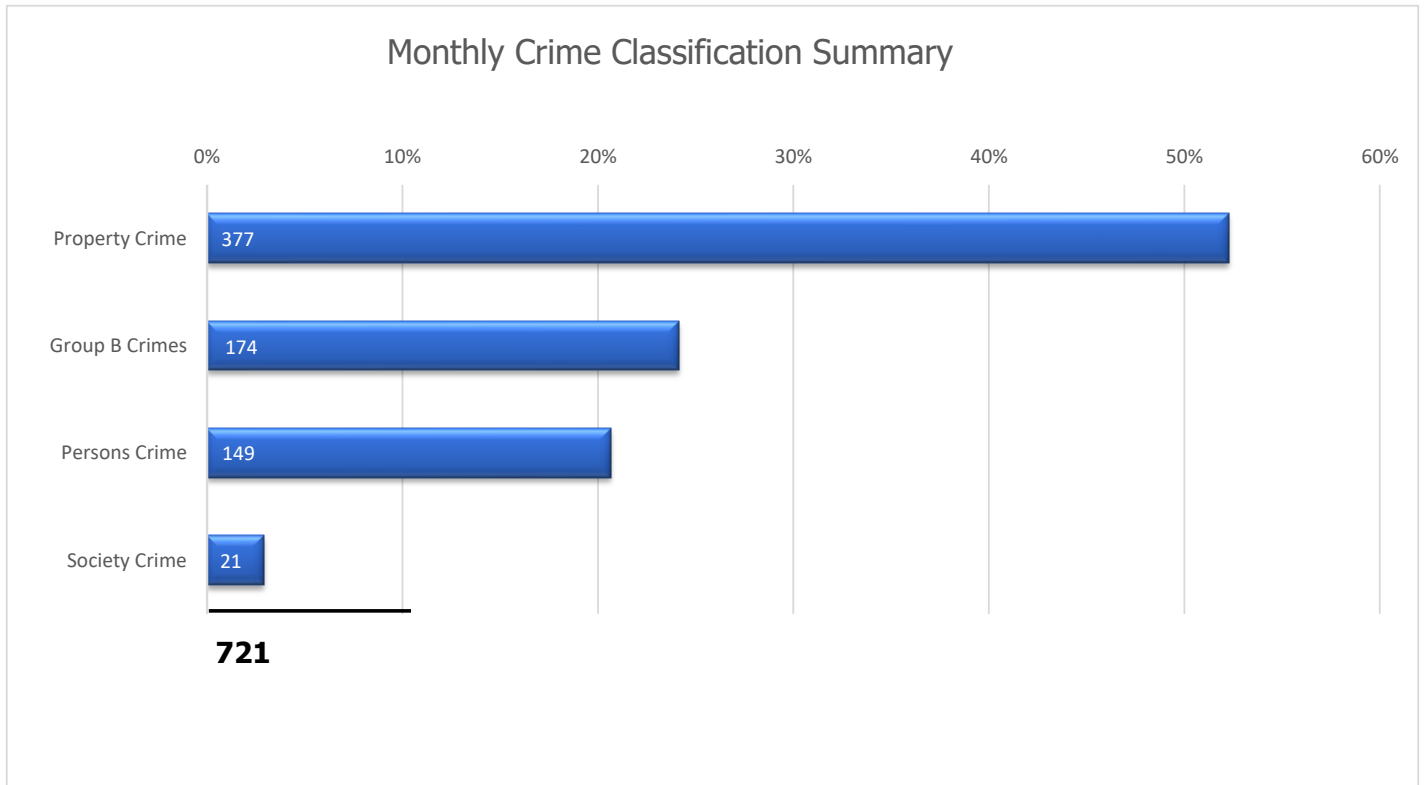
Type of Offense			Number of Incidents Reported				
			Apr 2020 Incidents	Apr 2020 Cleared	Percent Cleared	Mar 2019 Incidents	Monthly Change
<b>NIBRS Group A</b> <b>Crimes Against Persons</b>	09A-B	Homicide Offenses	2	1	50%	0	▲2
	09A	Murder	2	1	50%	0	▲2
	09B	Negligent Manslaughter	0	0		0	
	11A-D	Sex Offenses	5	1	20%	4	▲1
	11A	Forcible Rape	3	0	0%	3	
	11B-D	Other Forcible Sexual Offenses	2	1	50%	1	▲1
	13A-C	Assault Offenses	136	67	49%	163	▼27
	13A	Aggravated Assault	39	28	72%	63	▼24
	13B	Simple Assault	86	34	40%	86	
	13C	Intimidation	11	5	45%	14	▼3
	36A-B	Sex Offenses, Nonforcible	1	0	0%	0	▲1
	64A-B	Human Trafficking Offenses	0	0		0	
100	Kidnapping / Abduction	5	1	20%	6	▼1	
<b>Crimes Against Persons Subtotal</b>			<b>149</b>	<b>70</b>	<b>47%</b>	<b>173</b>	<b>▼24</b>
<b>NIBRS Group A</b> <b>Crimes Against Property</b>	120	Robbery	4	2	50%	19	▼15
		Armed Robbery	0	0		5	▼5
		All Other Robbery	4	2	50%	14	▼10
	200	Arson	1	0	0%	3	▼2
	210	Extortion/Blackmail	0	0		0	
	220	Burglary/Breaking & Entering	41	0	0%	57	▼16
		1st Degree Residential Burglary	29	3	10%	43	▼14
		2nd Degree Business/Storage Burglary	12	1	8%	14	▼2
	23A-H	Larceny/Theft Offenses	175	24	14%	203	▼28
	23 A-B	Pocket-Picking & Purse-Snatching	0	0		0	
	23C	Shoplifting	41	13	32%	47	▼6
	23D	Theft from Building	1	0	0%	0	▲1
	23E	Theft from Coin-Operated Machine	0	0		0	
	23F	Theft from Motor Vehicle	46	2	4%	44	▲2
	23G	Theft of Motor Vehicle Parts	0	0		0	
	23H	All Other Larceny	87	9	10%	112	▼25
	240	Motor Vehicle Theft	23	3	13%	30	▼7
	250	Counterfeiting/Forgery	8	0	0%	14	▼6
	26A-G	Fraud Offenses	24	2	8%	31	▼7
	270	Embezzlement	0	0		0	
280	Stolen Property	2	2	100%	6	▼4	
290	Destruction/Vandalism of Property	99	15	15%	132	▼33	
510	Bribery	0	0		0		
<b>Crimes Against Property Subtotal</b>			<b>377</b>	<b>48</b>	<b>13%</b>	<b>495</b>	<b>▼118</b>
<b>NIBRS Group A</b> <b>Crimes Against Society</b>	35A-B	Drug/Narcotic Offenses	17	0	0%	25	▼8
	35A	Drug/Narcotic Violations	13	11	85%	20	▼7
	35B	Drug Equipment Violations	4	3	75%	5	▼1
	370	Pornography/Obscene Material	0	0		0	
	39A-D	Gambling Offenses	0	0		0	
	40A-C	Prostitution Offenses	0	0		0	
	520	Weapon Law Violations	4	2	50%	7	▼3
	720	Animal Cruelty	0	0		3	▼3
<b>Crimes Against Society Subtotal</b>			<b>21</b>	<b>2</b>	<b>10%</b>	<b>35</b>	<b>▼14</b>
<b>NIBRS Group A Total</b>			<b>547</b>	<b>120</b>	<b>22%</b>	<b>703</b>	<b>▼156</b>

Date Prepared: May 8, 2020

Source: APD Report Management System (RMS)

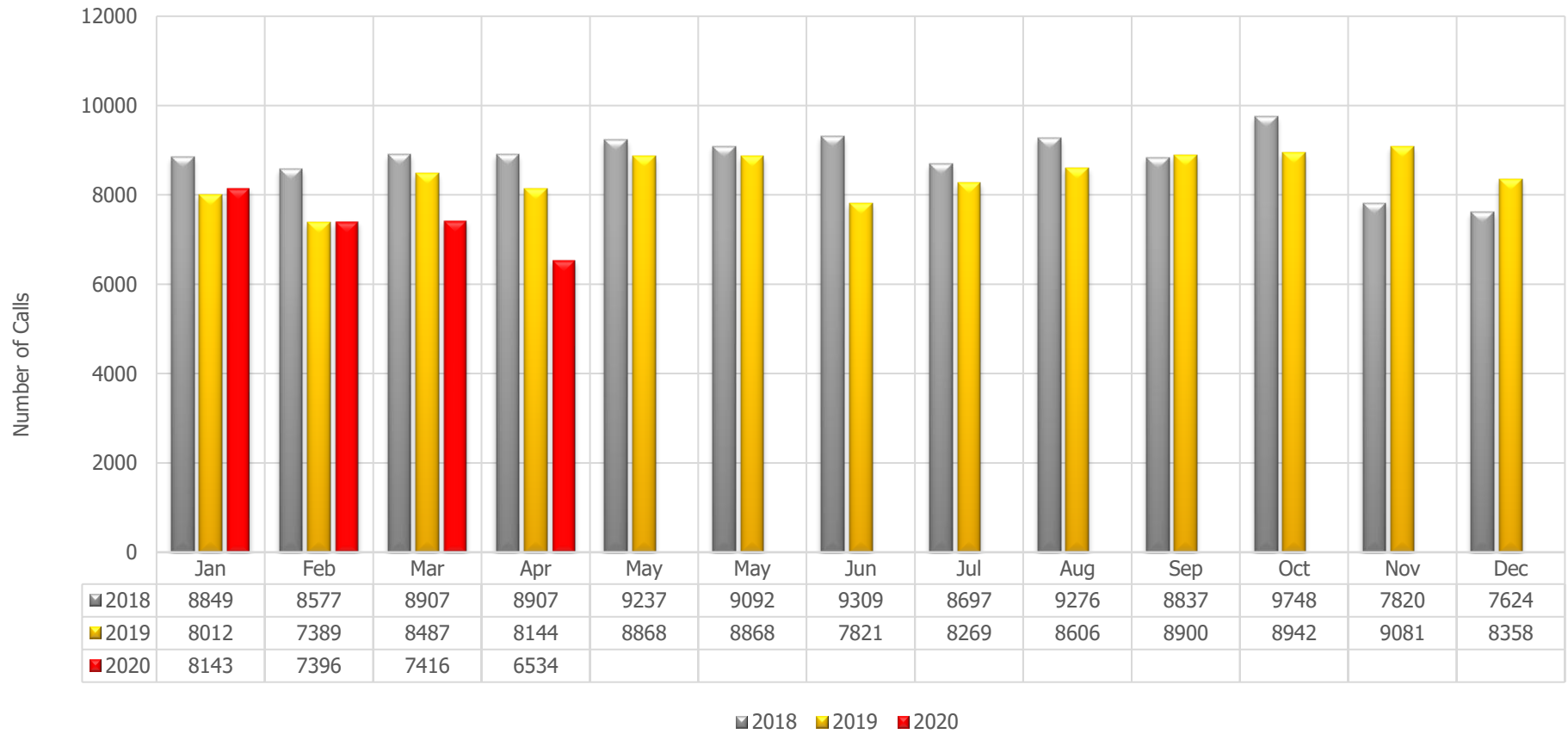
# Albany Police Department NIBRS Profile

Type of Offense			Number of Incidents Reported				
			Apr 2020 Incidents	Apr 2020 Cleared	Percent Cleared	Mar 2019 Incidents	Monthly Change
NIBRS Group B General Crimes	90A	Bad Checks	0	0		2	▼2
	90B	Curfew/Loitering/Vagrancy	2	2	100%	6	▼4
	90C	Disorderly Conduct	67	30	45%	73	▼6
	90D	Driving Under the Influence	3	3	100%	16	▼13
	90E	Drunkenness	0	0		0	
	90F	Family Offenses, Nonviolent	18	9	50%	25	▼7
	90G	Liquor Law Violations	9	9	100%	13	▼4
	90H	Peeping Tom	0	0		0	
	90J	Trespass of Real Property	27	6	22%	17	▲10
	90Z	All Other Offenses	48	40	83%	57	▼9
<b>Group B Totals</b>			<b>174</b>	<b>99</b>	<b>57%</b>	<b>209</b>	<b>▼35</b>
<b>NIBRS Group A &amp; B Totals</b>			<b>721</b>	<b>219</b>	<b>30%</b>	<b>912</b>	<b>▼191</b>



# Calls for Service by Month

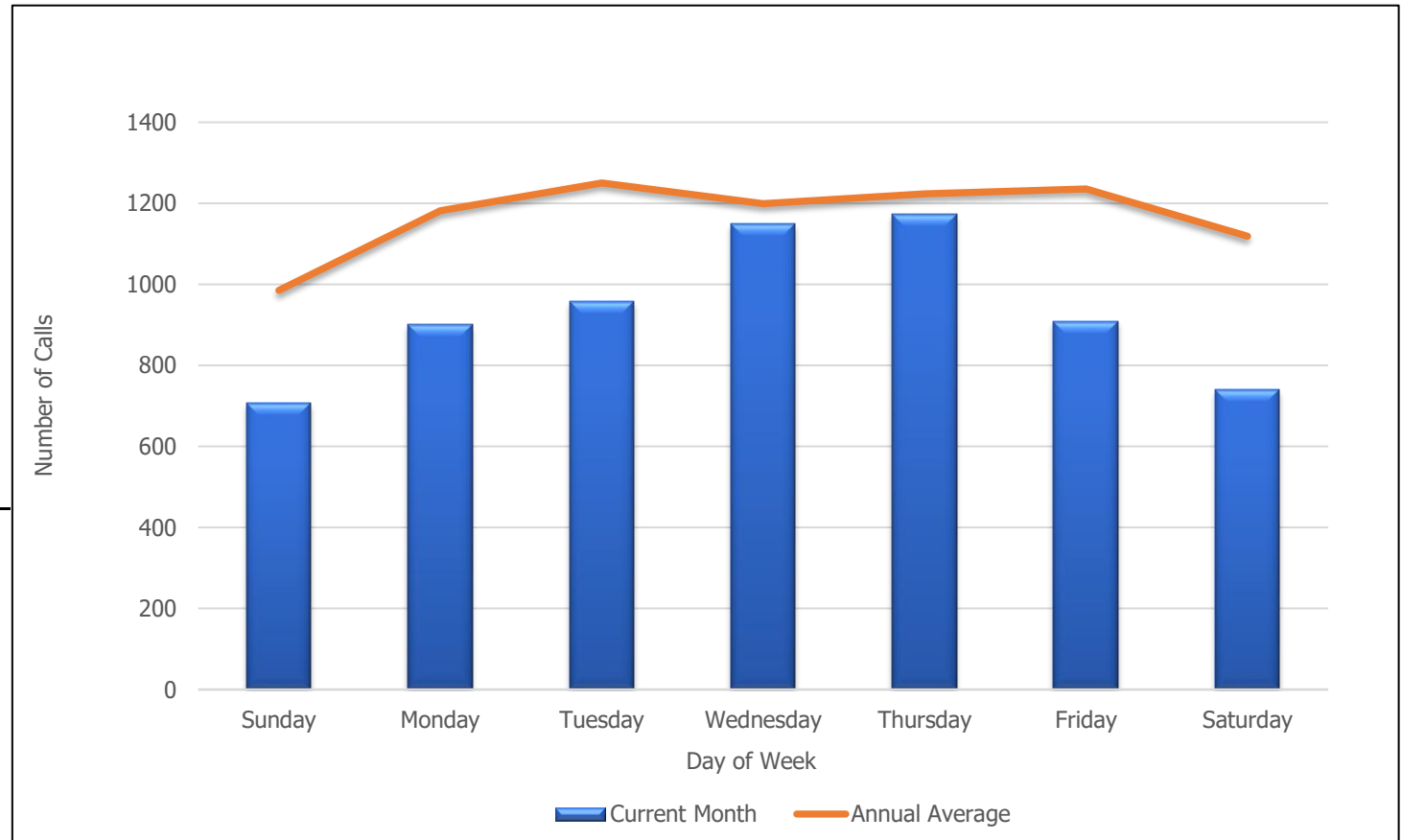
## Albany Police Department



# Monthly Calls for Service by Day of Week

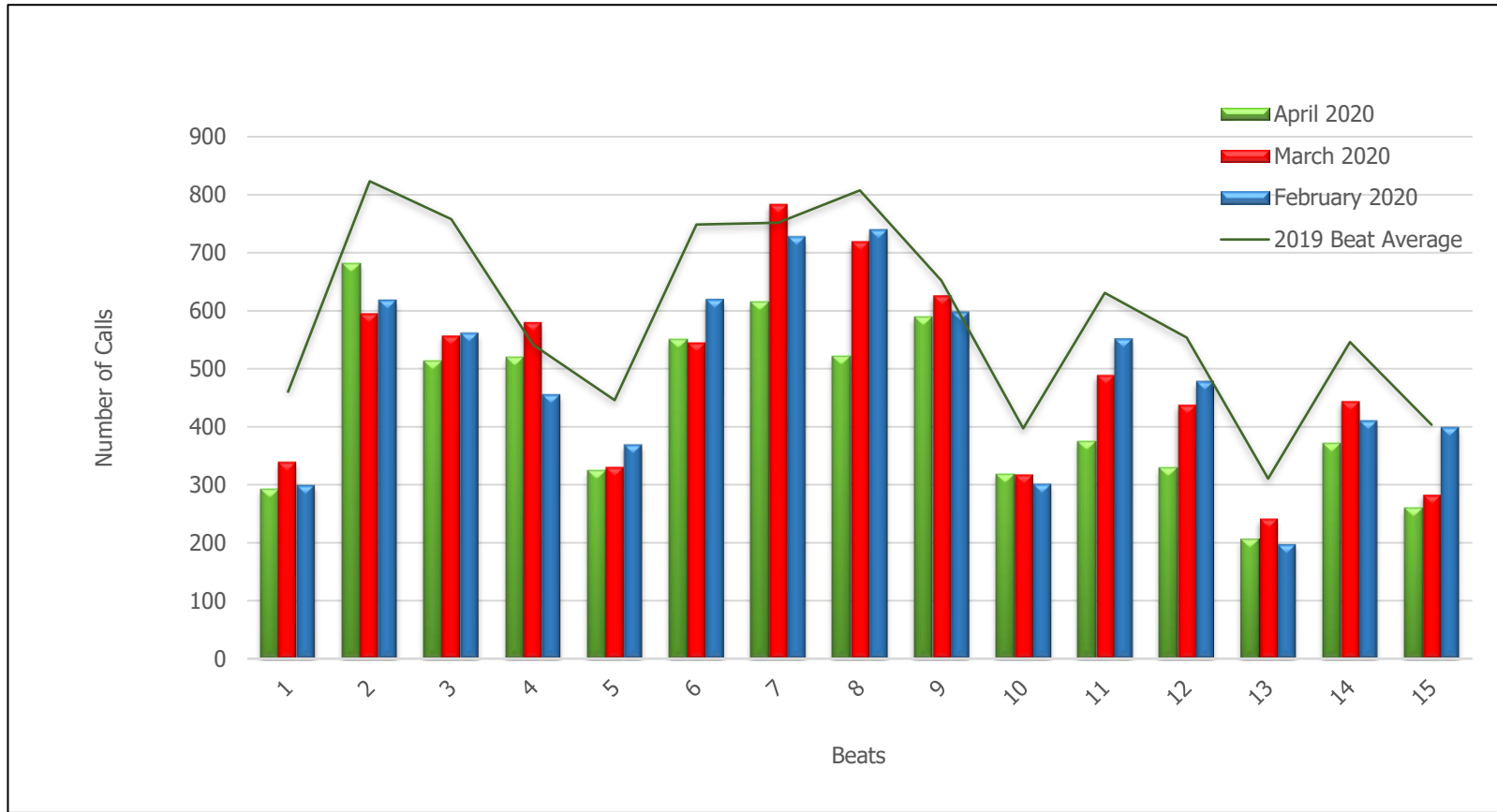
## Albany Police Department

<b>Calls For Service</b>	
<b>Day</b>	<b>Apr 2020</b>
Sunday	707
Monday	900
Tuesday	958
Wednesday	1149
Thursday	1172
Friday	909
Saturday	739
	<hr/>
	6534



# Calls for Service by Beat

## Albany Police Department



Beats	1	2	3	4	5	6	7	8	9	10	11	12	13	14	15
April 2020	293	682	513	520	325	550	616	522	590	319	375	329	206	372	260
March 2020	339	594	556	579	330	544	782	718	625	317	488	437	241	443	282
February 2020	299	618	561	455	369	619	727	739	597	301	551	478	197	410	399
2019 Beat Average	460	823	758	541	446	748	752	808	652	397	631	554	311	546	404

# Albany Police Department Patrol Beats

