



Police Department

September 2020 Crime Data

October 2, 2020

Prepared by:
David Sparks, CCIA

*Numbers in this report may be updated from month to month as records updates occur.
The information contained in this report is primarily raw data until calendar year reporting.*

Distribution:

City Manager
Assistant City Managers
Chief of Police
Assistant Chief of Police
Major – Criminal Investigations
Major – Uniform
Major – Support Services
Investigations Captain
Uniform Captains

Professional Standards Lieutenant
Special Operations
Gang Unit
Accreditation Manager
Family Protection
Records Supervisor
Planning & Research
Training Supervisor

Albany Police Department NIBRS Profile

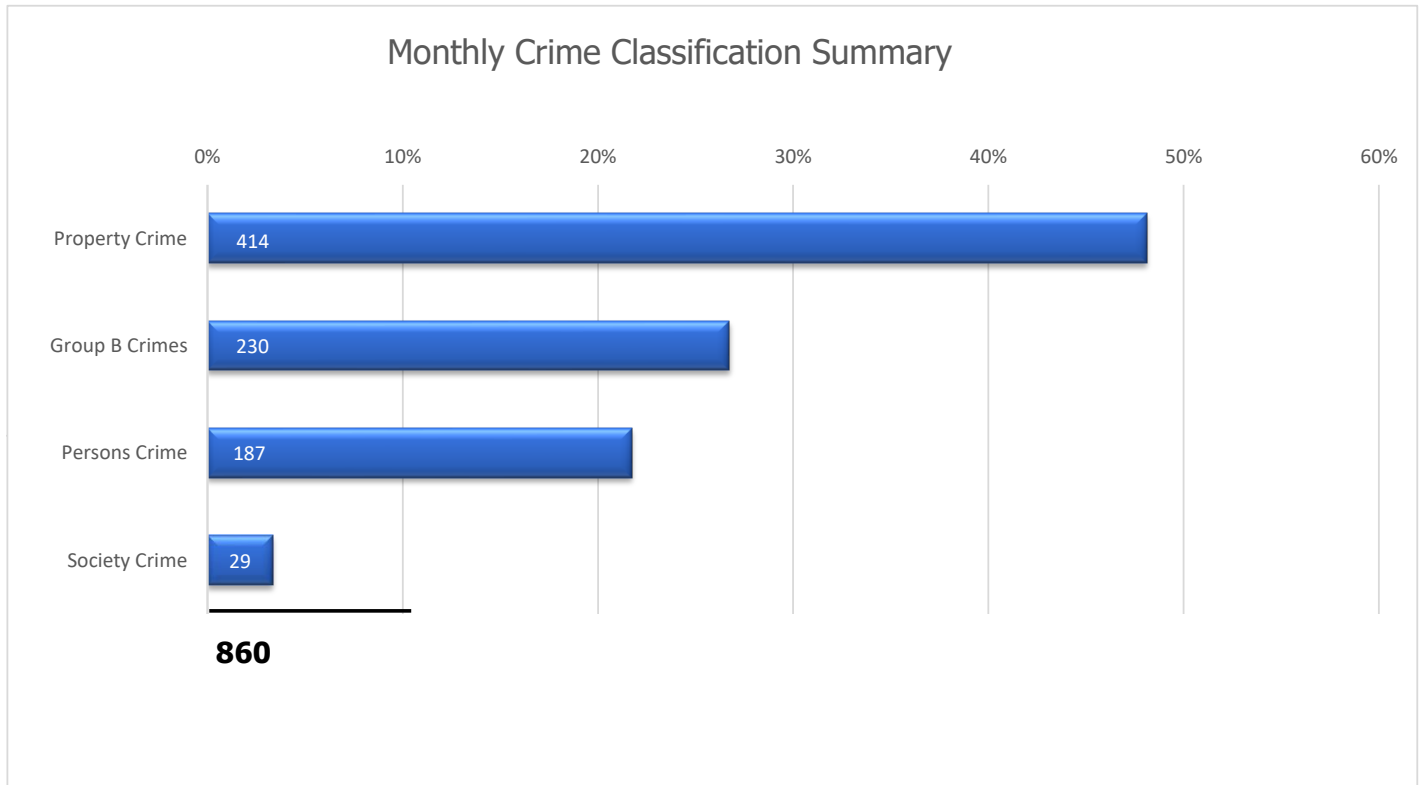
Type of Offense			Number of Incidents Reported				
			Sep 2020 Incidents	Sep 2020 Cleared	Percent Cleared	Aug 2020 Incidents	Monthly Change
NIBRS Group A Crimes Against Persons	09A-B	Homicide Offenses	1	0	0%	2	▼1
	09A	Murder	1	0	0%	2	▼1
	09B	Negligent Manslaughter	0	0		0	
	11A-D	Sex Offenses	9	1	11%	10	▼1
	11A	Forcible Rape	2	0	0%	4	▼2
	11B-D	Other Forcible Sexual Offenses	7	1	14%	6	▲1
	13A-C	Assault Offenses	174	97	56%	190	▼16
	13A	Aggravated Assault	76	39	51%	84	▼8
	13B	Simple Assault	84	52	62%	88	▼4
	13C	Intimidation	14	6	43%	18	▼4
	36A-B	Sex Offenses, Nonforcible	1	1	100%	1	
	64A-B	Human Trafficking Offenses	0	0		0	
	100	Kidnapping / Abduction	2	0	0%	4	▼2
Crimes Against Persons Subtotal			187	99	53%	207	▼20
NIBRS Group A Crimes Against Property	120	Robbery	3	1	33%	5	▼2
		Armed Robbery	0	0		3	▼3
		All Other Robbery	3	1	33%	2	▲1
	200	Arson	1	2	200%	0	▲1
	210	Extortion/Blackmail	0	0		0	
	220	Burglary/Breaking & Entering	40	8	20%	39	▲1
		1st Degree Residential Burglary	25	6	24%	28	▼3
		2nd Degree Business/Storage Burglary	15	2	13%	11	▲4
	23A-H	Larceny/Theft Offenses	191	40	21%	200	▼9
	23 A-B	Pocket-Picking & Purse-Snatching	0	0		0	
	23C	Shoplifting	43	11	26%	49	▼6
	23D	Theft from Building	0	0		0	
	23E	Theft from Coin-Operated Machine	0	0		0	
	23F	Theft from Motor Vehicle	32	15	47%	58	▼26
	23G	Theft of Motor Vehicle Parts	1	0	0%	1	
	23H	All Other Larceny	115	14	12%	92	▲23
	240	Motor Vehicle Theft	24	8	33%	26	▼2
	250	Counterfeiting/Forgery	10	3	30%	10	
	26A-G	Fraud Offenses	30	6	20%	40	▼10
	270	Embezzlement	0	0		0	
280	Stolen Property	2	2	100%	9	▼7	
290	Destruction/Vandalism of Property	113	19	17%	146	▼33	
510	Bribery	0	0		0		
Crimes Against Property Subtotal			414	89	21%	475	▼61
NIBRS Group A Crimes Against Society	35A-B	Drug/Narcotic Offenses	19	16	84%	32	▼13
	35A	Drug/Narcotic Violations	17	14	82%	23	▼6
	35B	Drug Equipment Violations	2	2	100%	9	▼7
	370	Pornography/Obscene Material	2	2	100%	4	▼2
	39A-D	Gambling Offenses	0	0		0	
	40A-C	Prostitution Offenses	0	0		0	
	520	Weapon Law Violations	7	5	71%	10	▼3
	720	Animal Cruelty	1	0	0%	1	
Crimes Against Society Subtotal			29	23	79%	47	▼18
NIBRS Group A Total			630	211	33%	729	▼99

Date Prepared: 10/2/2020

Source: APD Report Management System (RMS)

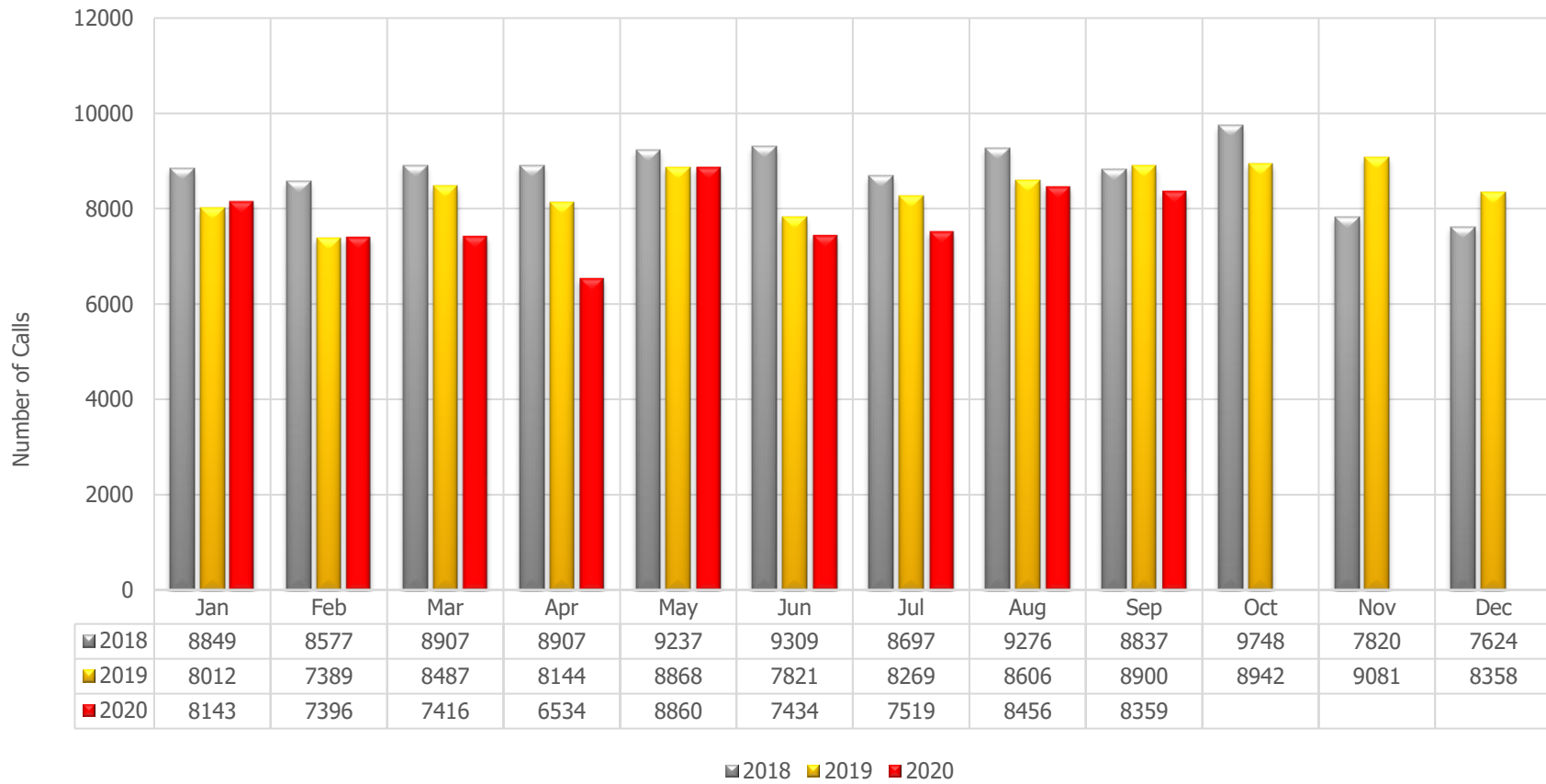
Albany Police Department NIBRS Profile

Type of Offense			Number of Incidents Reported				
			Sep 2020 Incidents	Sep 2020 Cleared	Percent Cleared	Aug 2020 Incidents	Monthly Change
NIBRS Group B General Crimes	90A	Bad Checks	3	0		0	▲3
	90B	Curfew/Loitering/Vagrancy	8	7	88%	7	▲1
	90C	Disorderly Conduct	88	41	47%	69	▲19
	90D	Driving Under the Influence	12	12	100%	8	▲4
	90E	Drunkenness	1	1	100%	0	▲1
	90F	Family Offenses, Nonviolent	29	17	59%	34	▼5
	90G	Liquor Law Violations	16	16	100%	10	▲6
	90H	Peeping Tom	0	0		0	
	90J	Trespass of Real Property	19	16	84%	32	▼13
	90Z	All Other Offenses	54	43	80%	65	▼11
Group B Totals			230	153	67%	225	▲5
NIBRS Group A & B Totals			860	364	42%	954	▼94



Calls for Service by Month

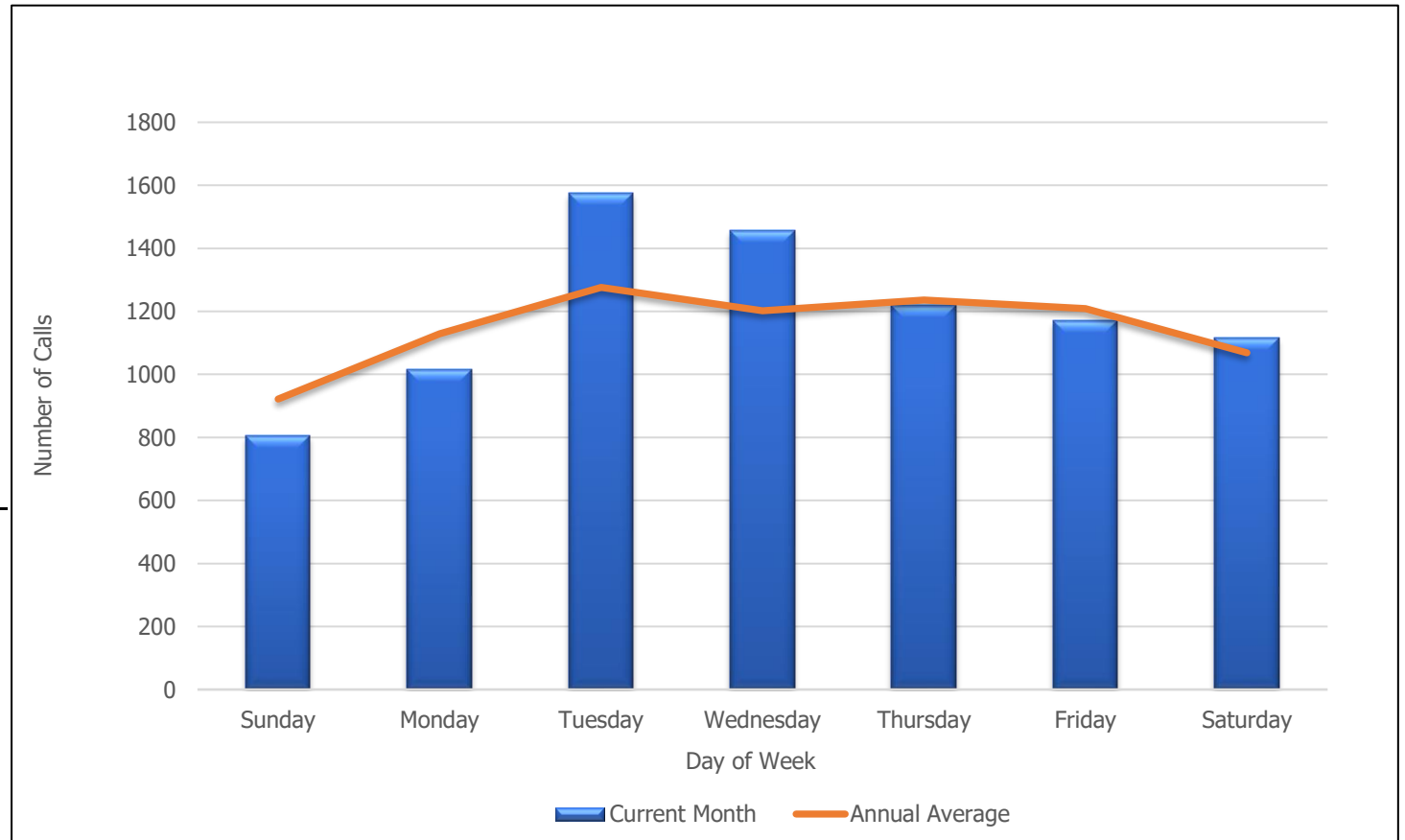
Albany Police Department



Monthly Calls for Service by Day of Week

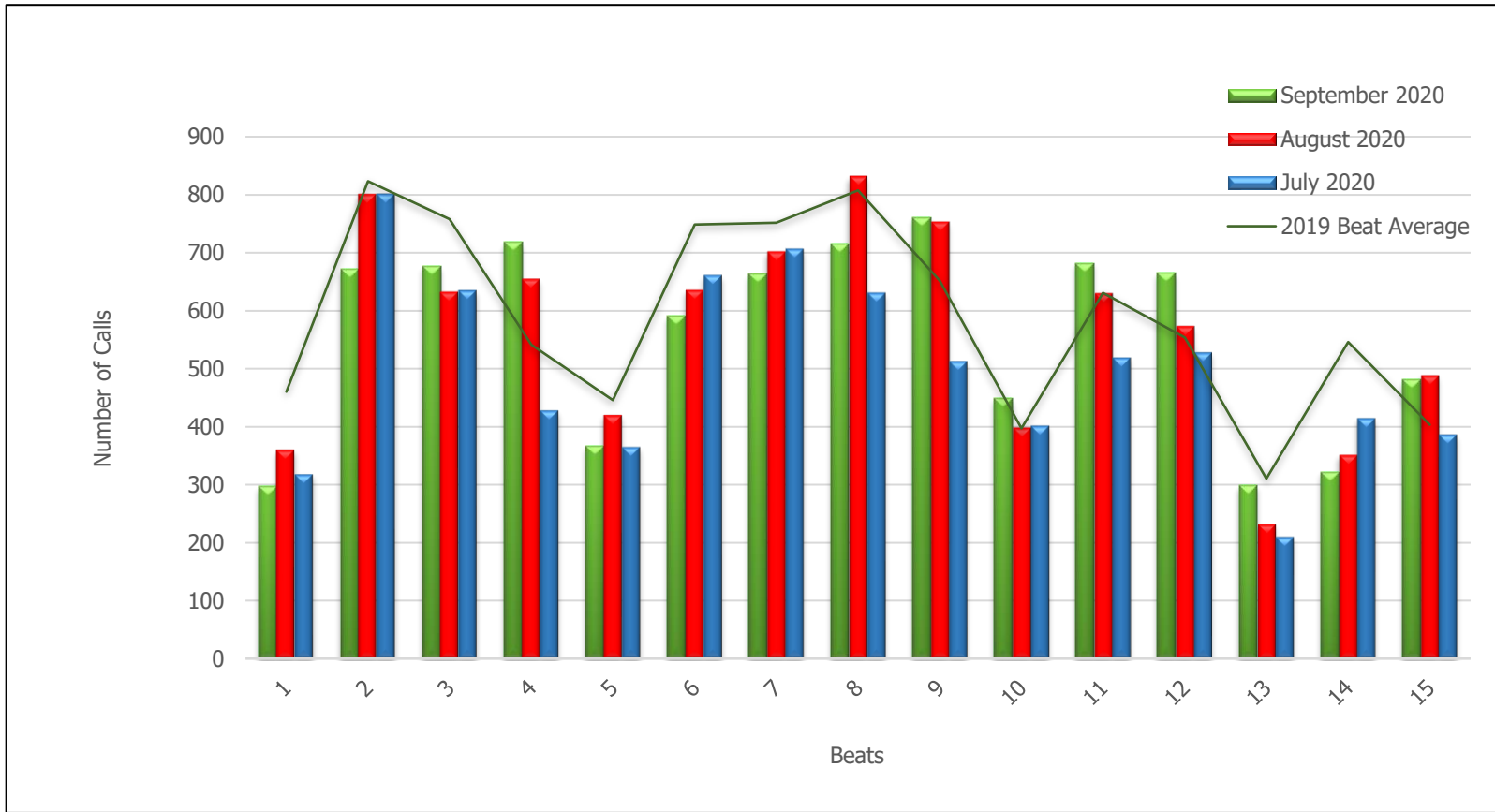
Albany Police Department

Calls For Service	
Day	Sep 2020
Sunday	806
Monday	1016
Tuesday	1576
Wednesday	1456
Thursday	1219
Friday	1170
Saturday	1116
	<hr/>
	8359



Calls for Service by Beat

Albany Police Department



Beats	1	2	3	4	5	6	7	8	9	10	11	12	13	14	15
September 2020	297	672	676	718	367	591	664	716	761	449	682	665	298	322	481
August 2020	360	800	632	654	420	635	701	831	752	398	629	573	232	351	488
July 2020	318	801	635	428	365	661	706	631	513	402	519	528	210	415	387
2019 Beat Average	460	823	758	541	446	748	752	808	652	397	631	554	311	546	404

Albany Police Department Patrol Beats

