



Police Department

---

# November 2020 Crime Data

December 17, 2020

Prepared by:  
David Sparks, CCIA

*Numbers in this report may be updated from month to month as records updates occur.  
The information contained in this report is primarily raw data until calendar year reporting.*

Distribution:

City Manager  
Assistant City Managers  
Chief of Police  
Assistant Chief of Police  
Major – Criminal Investigations  
Major – Uniform  
Major – Support Services  
Investigations Captain  
Uniform Captains

Professional Standards Lieutenant  
Special Operations  
Gang Unit  
Accreditation Manager  
Family Protection  
Records Supervisor  
Planning & Research  
Training Supervisor

# Albany Police Department NIBRS Profile

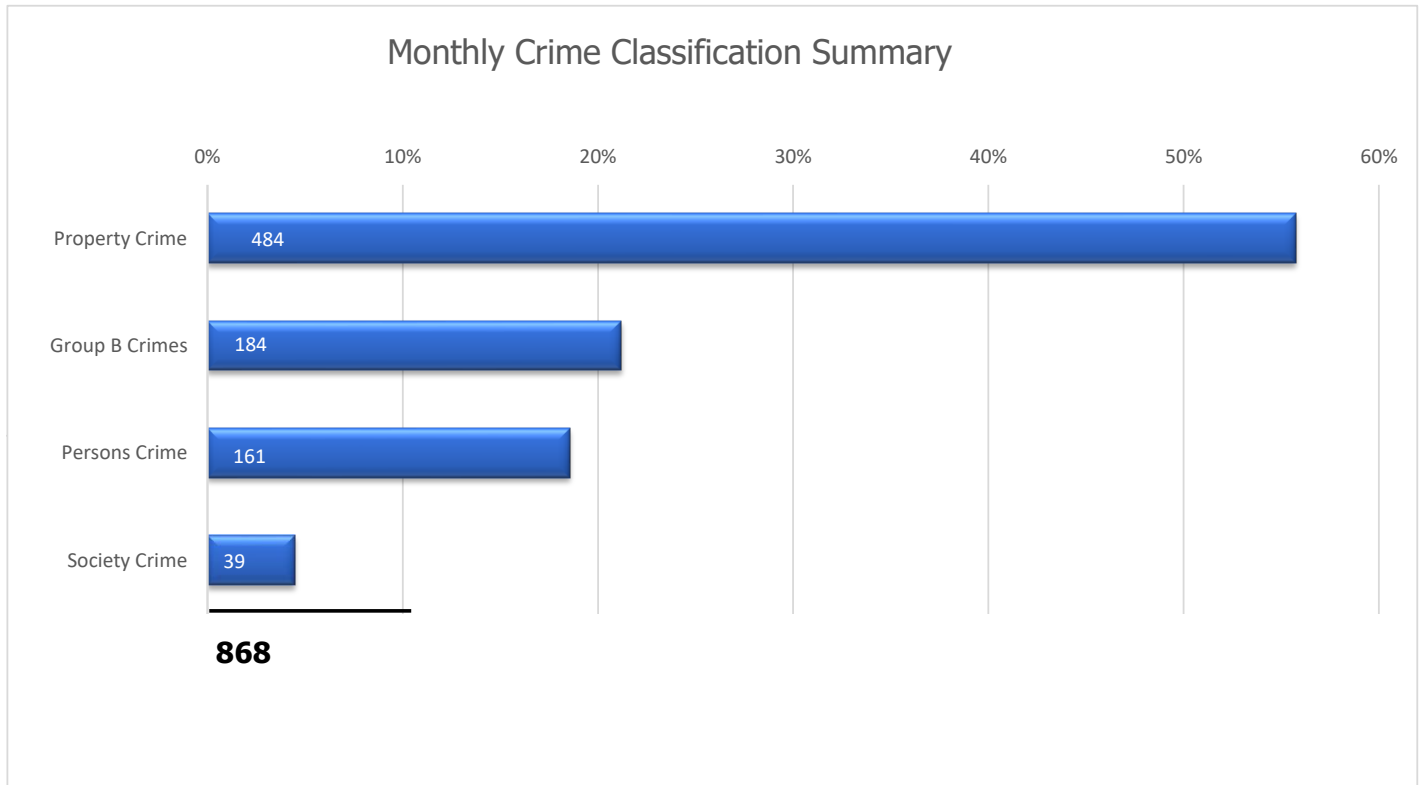
Type of Offense			Number of Incidents Reported				
			Nov 2020 Incidents	Nov 2020 Cleared	Percent Cleared	Oct 2020 Incidents	Monthly Change
NIBRS Group A Crimes Against Persons	09A-B	Homicide Offenses	3	0	0%	3	
	09A	Murder	3	0	0%	3	
	09B	Negligent Manslaughter	0	0		0	
	11A-D	Sex Offenses	3	1	33%	5	▼2
	11A	Forcible Rape	2	0	0%	4	▼2
	11B-D	Other Forcible Sexual Offenses	1	1	100%	1	
	13A-C	Assault Offenses	152	92	61%	209	▼57
	13A	Aggravated Assault	68	43	63%	87	▼19
	13B	Simple Assault	71	39	55%	107	▼36
	13C	Intimidation	13	10	77%	15	▼2
	36A-B	Sex Offenses, Nonforcible	0	0		0	
	64A-B	Human Trafficking Offenses	0	0		0	
100	Kidnapping / Abduction	3	3	100%	9	▼6	
<b>Crimes Against Persons Subtotal</b>			<b>161</b>	<b>96</b>	<b>60%</b>	<b>226</b>	<b>▼65</b>
NIBRS Group A Crimes Against Property	120	Robbery	11	3	27%	10	▲1
		Armed Robbery	2	1	50%	4	▼2
		All Other Robbery	9	2	22%	6	▲3
	200	Arson	1	0	0%	0	▲1
	210	Extortion/Blackmail	0	0		0	
	220	Burglary/Breaking & Entering	51	5	10%	45	▲6
		1st Degree Residential Burglary	36	2	6%	30	▲6
		2nd Degree Business/Storage Burglary	15	3	20%	15	
	23A-H	Larceny/Theft Offenses	199	24	12%	202	▼3
	23 A-B	Pocket-Picking & Purse-Snatching	0	0		0	
	23C	Shoplifting	41	6	15%	49	▼8
	23D	Theft from Building	0	0		0	
	23E	Theft from Coin-Operated Machine	0	0		0	
	23F	Theft from Motor Vehicle	57	4	7%	46	▲11
	23G	Theft of Motor Vehicle Parts	1	0	0%	0	▲1
	23H	All Other Larceny	100	14	14%	107	▼7
	240	Motor Vehicle Theft	53	9	17%	30	▲23
	250	Counterfeiting/Forgery	9	3	33%	7	▲2
	26A-G	Fraud Offenses	37	7	19%	38	▼1
	270	Embezzlement	0	0		0	
280	Stolen Property	7	5	71%	7		
290	Destruction/Vandalism of Property	116	22	19%	139	▼23	
510	Bribery	0	0		0		
<b>Crimes Against Property Subtotal</b>			<b>484</b>	<b>78</b>	<b>16%</b>	<b>478</b>	<b>▲6</b>
NIBRS Group A Crimes Against Society	35A-B	Drug/Narcotic Offenses	24	24	100%	38	▼14
	35A	Drug/Narcotic Violations	18	18	100%	27	▼9
	35B	Drug Equipment Violations	6	6	100%	11	▼5
	370	Pornography/Obscene Material	1	0	0%	2	▼1
	39A-D	Gambling Offenses	0	0		0	
	40A-C	Prostitution Offenses	0	0		0	
	520	Weapon Law Violations	13	10	77%	15	▼2
	720	Animal Cruelty	1	0	0%	0	▲1
<b>Crimes Against Society Subtotal</b>			<b>39</b>	<b>34</b>	<b>87%</b>	<b>55</b>	<b>▼16</b>
<b>NIBRS Group A Total</b>			<b>684</b>	<b>208</b>	<b>30%</b>	<b>759</b>	<b>▼75</b>

Date Prepared: 1/4/2021

Source: APD Report Management System (RMS)

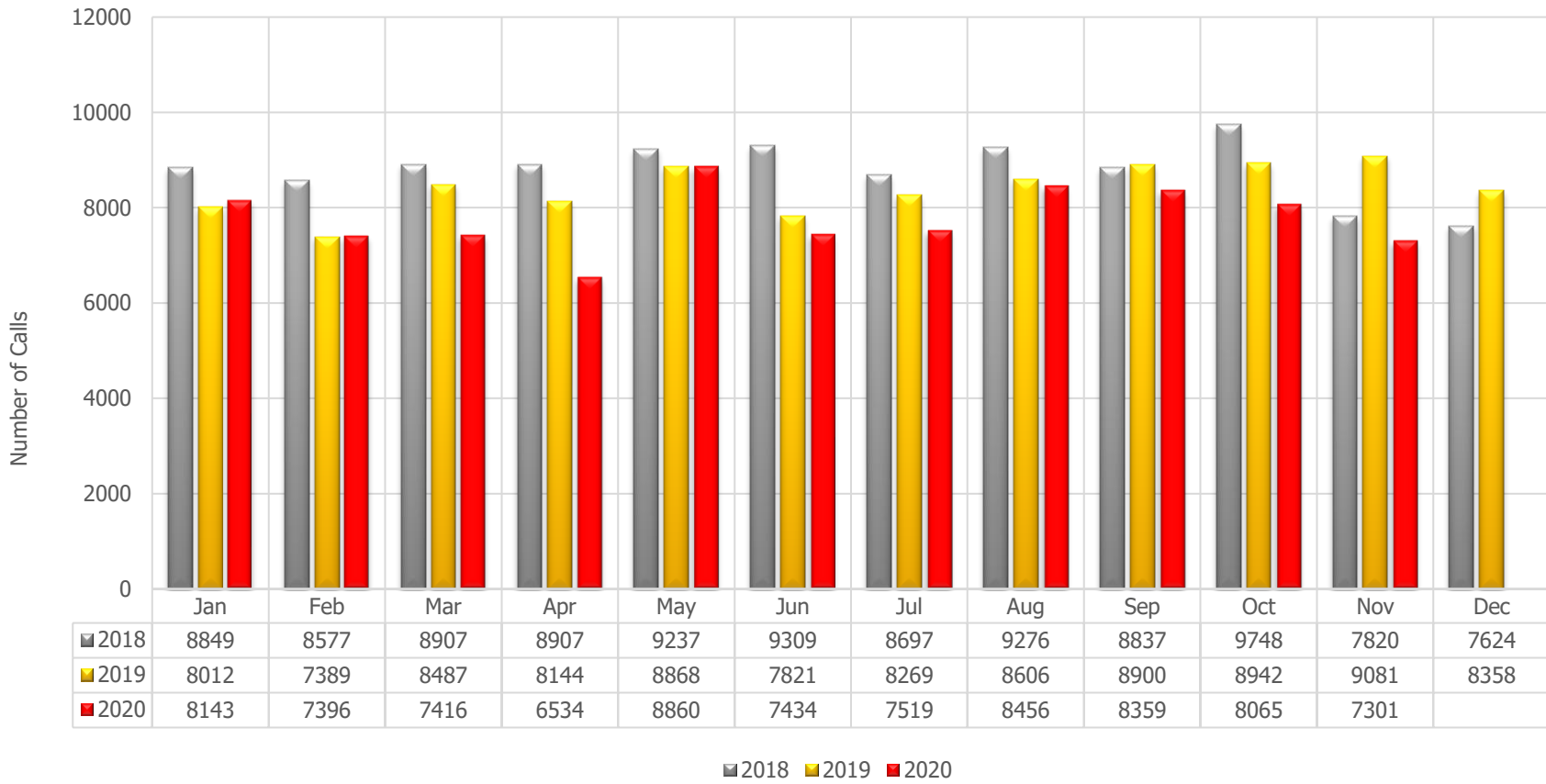
# Albany Police Department NIBRS Profile

Type of Offense			Number of Incidents Reported				
			Nov 2020 Incidents	Nov 2020 Cleared	Percent Cleared	Oct 2020 Incidents	Monthly Change
NIBRS Group B General Crimes	90A	Bad Checks	0	0		0	
	90B	Curfew/Loitering/Vagrancy	6	6	100%	7	▼1
	90C	Disorderly Conduct	71	46	65%	59	▲12
	90D	Driving Under the Influence	13	12	92%	15	▼2
	90E	Drunkenness	0	0		0	
	90F	Family Offenses, Nonviolent	21	15	71%	29	▼8
	90G	Liquor Law Violations	14	14	100%	17	▼3
	90H	Peeping Tom	0	0		0	
	90J	Trespass of Real Property	18	7	39%	25	▼7
	90Z	All Other Offenses	41	36	88%	48	▼7
<b>Group B Totals</b>			<b>184</b>	<b>136</b>	<b>74%</b>	<b>200</b>	<b>▼16</b>
<b>NIBRS Group A &amp; B Totals</b>			<b>868</b>	<b>344</b>	<b>40%</b>	<b>959</b>	<b>▼91</b>



# Calls for Service by Month

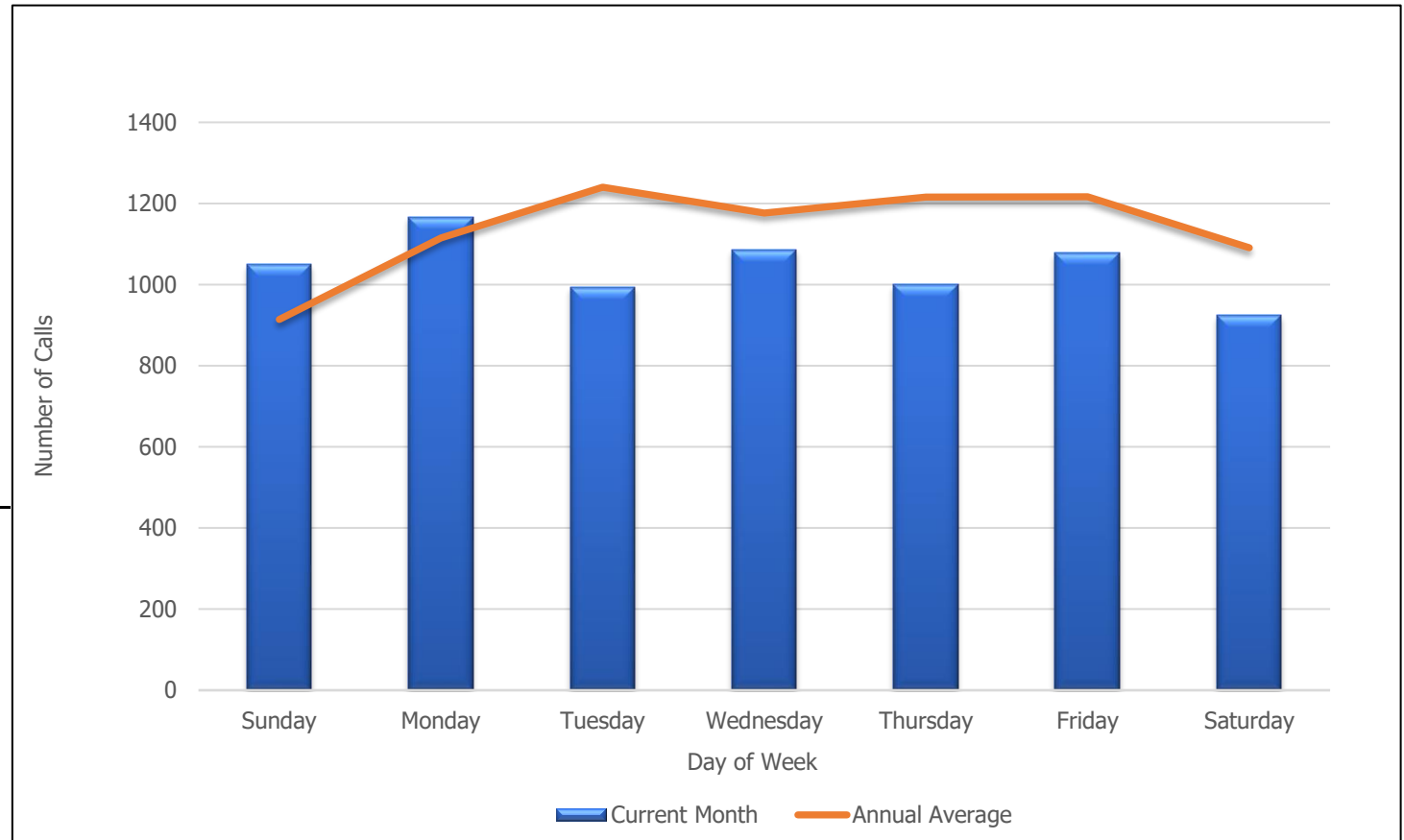
## Albany Police Department



# Monthly Calls for Service by Day of Week

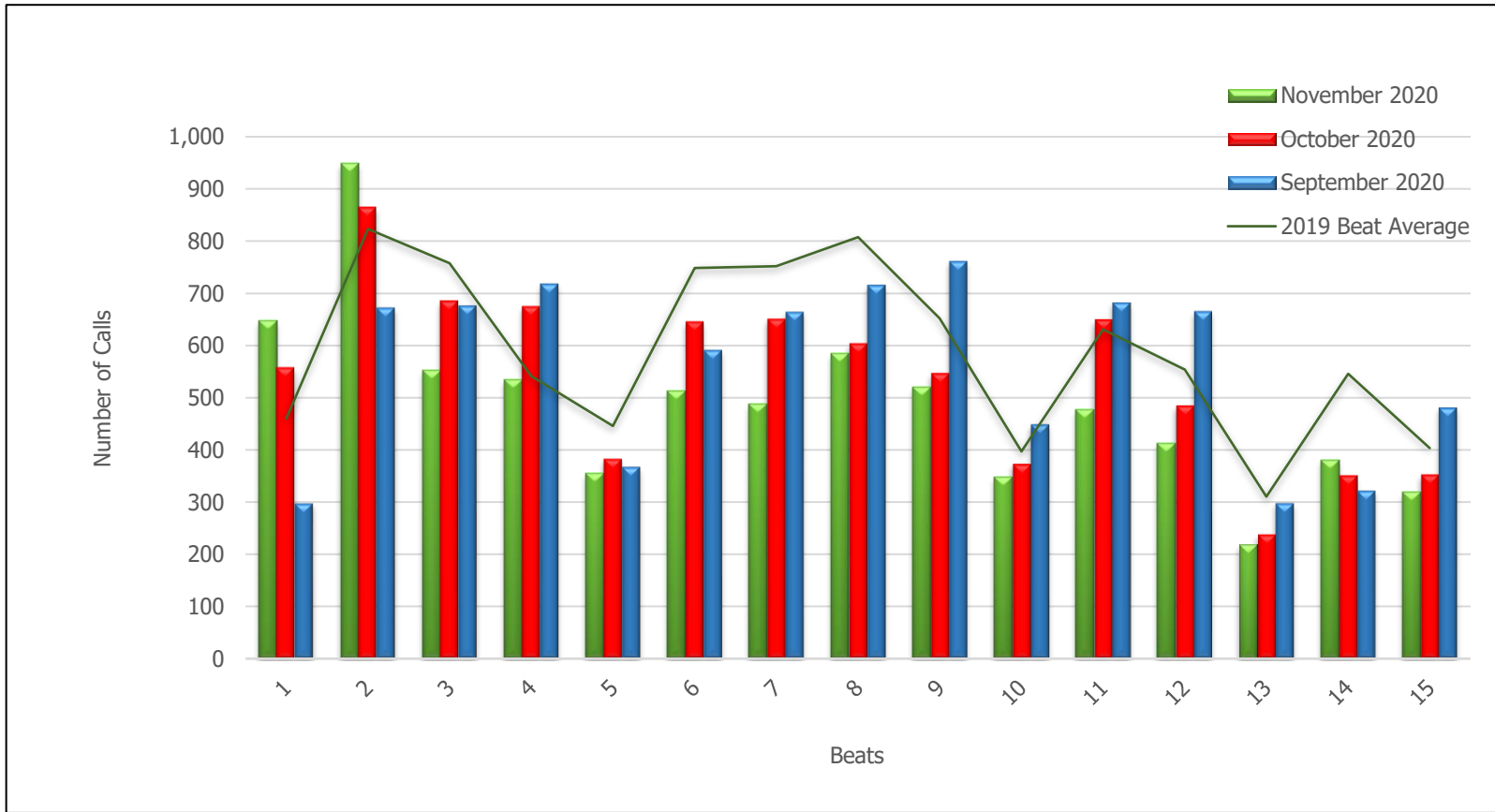
## Albany Police Department

<b>Calls For Service</b>	
<b>Day</b>	<b>Nov 2020</b>
Sunday	1050
Monday	1167
Tuesday	994
Wednesday	1087
Thursday	1001
Friday	1078
Saturday	924
	<hr/> 7301



# Calls for Service by Beat

## Albany Police Department



Beats	1	2	3	4	5	6	7	8	9	10	11	12	13	14	15
November 2020	647	949	552	535	355	513	488	585	521	348	477	413	218	381	319
October 2020	558	865	686	675	383	646	651	604	547	373	650	485	238	351	353
September 2020	297	672	676	718	367	591	664	716	761	449	682	665	298	322	481
2019 Beat Average	460	823	758	541	446	748	752	808	652	397	631	554	311	546	404

# Albany Police Department Patrol Beats

